



# Technical Information Service Report

**TIS Report:** 80122711

**Date:** June 27, 2022

**CLIENT:** SolaX Power Network Technology (Zhe jiang) Co., Ltd.  
No. 288 Shizhu Road, Tonglu Economic Development Zone, Tonglu City, Zhejiang, 310000 China

**Contents:** Letter of Attestation - Page 1 to 1;  
Technical Information Service Report - Pages 1 to 7;  
Attachment 1 Product Power and Efficiency test data – Page 1 to 36;

Issued by: Richard Li 

**SUBJECT:** Power Conversion System (PCS), with Backup Interface (BI)

No.	Components	Description
(1)	Power Conversion System (PCS)	Grid Support Utility Interactive Inverter. Non-isolated permanently-connected with bidirectional function for AC to DC or DC to AC charge controlling function. Battery or PV or Grid input or output. It converts energy from solar, or from external lithium-ion battery pack, also can charge to external lithium-ion battery pack from Grid.
(2)	Backup Interface (BI)	The Backup Interface (BI) connects the home to grid power, the energy storage system, and solar PV. It provides microgrid interconnection device (MID) functionality by automatically detecting and auto transfer the home energy system from grid power to backup power in the event of a grid failure. It controls the system's connection to the grid and monitor PV production and /or home energy consumption. The system knows when it is optimal to charge or discharge battery power so that energy is stored when it is abundant and used when scarce. Along with MID functions, it includes PV, ESS, and generator input circuits.

Product Family (1): A1-HYB-G2 Series				
Power Conversion System (PCS)				
Model	A1-HYB-3.8K-G2	A1-HYB-5.0K-G2	A1-HYB-6.0K-G2	A1-HYB-7.6K-G2
PV input terminal:				
V <sub>max</sub> PV (Vdc)	550	550	550	550
I <sub>sc</sub> PV (A dc)	20 / 20	20 / 20	20 / 20	20 / 20 / 20
No. of MPPT / Strings per MPPT	2 / 1	2 / 1	2 / 1	3 / 1
Max. input voltage (Vdc)	550	550	550	550

**THIS REPORT DOES NOT AUTHORIZE THE USE OF THE CSA MARK ON THE SUBJECT PRODUCTS.**

*The completion of this form does not imply certification or approval of the "SUBJECT" product nor any features or components thereof.*

1st Floor, Building 4, Qilai Industrial City, 889 Yishan Road, Shanghai, 200233 China  
Telephone: (86)21.33688282 Fax: (86)21.33688122 www.csagroup.org

Nominal input voltage (Vdc)	360	360	360	360
Range of PV operating voltage (Vdc)	90 - 500	90 - 500	90 - 500	90 - 500
MPPT range (Vdc)	90 - 500	90 - 500	90 - 500	90 - 500
Range of PV voltage@ full output (Vdc)	176 - 500	232 - 500	278 - 500	235 - 500
Input start voltage (Vdc)	120	120	120	120
Max. PV input current (Adc)	16 / 16	16 / 16	16 / 16	16 / 16 / 16
Max input power per MPPT (W)	5000 / 5000	5000 / 5000	5000 / 5000	5000 / 5000 / 5000
Max. PV input power, total (W)	5700	7500	9000	11400
Max. Backfeed current (Adc)	27 A <sub>rms</sub> / 1 cycle, 400 A <sub>peak</sub> / 0.02 ms	27 A <sub>rms</sub> / 1 cycle, 400 A <sub>peak</sub> / 0.02 ms	27 A <sub>rms</sub> / 1 cycle, 400 A <sub>peak</sub> / 0.02 ms	27 A <sub>rms</sub> / 1 cycle, 400 A <sub>peak</sub> / 0.02 ms
<b>Grid terminal (bidirectional):</b>				
Nominal AC voltage (Vac)	120/240 V, (L1, L2, N)	120/240 V, (L1, L2, N)	120/240 V, (L1, L2, N)	120/240 V, (L1, L2, N)
Operating AC output voltage range (Vac)	211.2 V – 264 V @ 240 V	211.2 V – 264 V @ 240 V	211.2 V – 264 V @ 240 V	211.2 V – 264 V @ 240 V
Nominal AC frequency (Hz)	60	60	60	60
Operating AC frequency range, reconnect (Hz)	59.3 - 60.5	59.3 - 60.5	59.3 - 60.5	59.3 - 60.5
Output power factor rating	Default >0.99 (Adjustable +/-0.8)	Default >0.99 (Adjustable +/-0.8)	Default >0.99 (Adjustable +/-0.8)	Default >0.99 (Adjustable +/-0.8)
Nominal AC output current (Aac)	15.9	20.9	25	31.7
Max. Continuous AC output current (Aac)	15.9	20.9	25	31.7
Nominal AC output power @ 240 V, (W)	3816	5016	6000	7608
Max. Continuous AC output power @ 240 V, (VA)	3816	5016	6000	7608
Max. Continuous AC input current (Aac)	15.9	20.9	25	31.7
Nominal AC input power (W)	3816	5016	6000	7608
Max. Continuous AC input power (VA)	3816	5016	6000	7608
Max. overcurrent protection (amps), Branch Circuit breaker, (A)	20 A, 2P	25 A, 2P	30 A, 2P	40 A, 2P
Max. AC output fault current and duration, output/inject to Grid	48 A <sub>rms</sub> / 1 cycle, 515 A <sub>peak</sub> / 0.38 ms	48 A <sub>rms</sub> / 1 cycle, 515 A <sub>peak</sub> / 0.38 ms	48 A <sub>rms</sub> / 1 cycle, 515 A <sub>peak</sub> / 0.38 ms	48 A <sub>rms</sub> / 1 cycle, 515 A <sub>peak</sub> / 0.38 ms
<b>Battery terminal (bidirectional):</b>				
Battery Type	Li-ion	Li-ion	Li-ion	Li-ion
Nominal voltage (Vdc)	150	150	150	150
Range of DC operating voltage (Vdc)	75 - 450	75 - 450	75 - 450	75 - 450
Range of DC operating voltage @full discharge / charge power (Vdc)	75-450	100-450	120-450	150-450
Max. charging/output current (Adc)	54	54	54	54
Max. charging/output power (W)	3816	5016	6000	7608
Max. discharging/input current (Adc)	54	54	54	54
Max. discharging/input power (W)	4060	5336	6383	8094
Max. overcurrent protection device, (A)	80 A, 2P	80 A, 2P	80 A, 2P	80 A, 2P

Max. DC output fault current and duration	75.5 A <sub>rms</sub> / 1 cycle, 1195 A <sub>peak</sub> / 0.026 ms	75.5 A <sub>rms</sub> / 1 cycle, 1195 A <sub>peak</sub> / 0.026 ms	75.5 A <sub>rms</sub> / 1 cycle, 1195 A <sub>peak</sub> / 0.026 ms	75.5 A <sub>rms</sub> / 1 cycle, 1195 A <sub>peak</sub> / 0.026 ms
<b>Others</b>				
Normal operation temperature range (°C)	-25 °C to +60 °C, no derating below 45 °C.	-25 °C to +60 °C, no derating below 45 °C.	-25 °C to +60 °C, no derating below 45 °C.	-25 °C to +60 °C, no derating below 45 °C.
Enclosure Type	Type 4X	Type 4X	Type 4X	Type 4X
Altitude	< 3000 m	< 3000 m	< 3000 m	< 3000 m
Over Voltage Category	OVC IV	OVC IV	OVC IV	OVC IV

Product Family (2): A1-AC-G2 Series				
Power Conversion System (PCS)				
Model	A1-AC-3.8K-G2	A1-AC-5.0K-G2	A1-AC-6.0K-G2	A1-AC-7.6K-G2
<b>Grid terminal (bidirectional):</b>				
Nominal AC voltage (Vac)	120/240 V, (L1, L2, N)	120/240 V, (L1, L2, N)	120/240 V, (L1, L2, N)	120/240 V, (L1, L2, N)
Operating AC output voltage range (Vac)	211.2 V – 264 V @ 240 V	211.2 V – 264 V @ 240 V	211.2 V – 264 V @ 240 V	211.2 V – 264 V @ 240 V
Nominal AC frequency (Hz)	60	60	60	60
Operating AC frequency range, reconnect (Hz)	59.3 - 60.5	59.3 - 60.5	59.3 - 60.5	59.3 - 60.5
Output power factor rating	Default >0.99 (Adjustable +/-0.8)	Default >0.99 (Adjustable +/-0.8)	Default >0.99 (Adjustable +/-0.8)	Default >0.99 (Adjustable +/-0.8)
Nominal AC output current (Aac)	15.9	20.9	25	31.7
Max. Continuous AC output current (Aac)	15.9	20.9	25	31.7
Nominal AC output power @ 240 V, (W)	3816	5016	6000	7608
Max. Continuous AC output power @ 240 V, (VA)	3816	5016	6000	7608
Max. Continuous AC input current (Aac)	15.9	20.9	25	31.7
Nominal AC input power (W)	3816	5016	6000	7608
Max. Continuous AC input power (VA)	3816	5016	6000	7608
Max. overcurrent protection (amps), Branch Circuit breaker, (A)	20 A, 2P	25 A, 2P	30 A, 2P	40 A, 2P
Max. AC output fault current and duration, output/inject to Grid	48 A <sub>rms</sub> / 1 cycle, 515 A <sub>peak</sub> / 0.38 ms	48 A <sub>rms</sub> / 1 cycle, 515 A <sub>peak</sub> / 0.38 ms	48 A <sub>rms</sub> / 1 cycle, 515 A <sub>peak</sub> / 0.38 ms	48 A <sub>rms</sub> / 1 cycle, 515 A <sub>peak</sub> / 0.38 ms
<b>Battery terminal (bidirectional):</b>				
Battery Type	Li-ion	Li-ion	Li-ion	Li-ion
Nominal voltage (Vdc)	150	150	150	150
Range of DC operating voltage (Vdc)	75 - 450	75 - 450	75 - 450	75 - 450
Range of DC operating voltage @full discharge / charge power (Vdc)	75-450	100-450	120-450	150-450
Max. charging/output current (Adc)	54	54	54	54
Max. charging/output power (W)	3816	5016	6000	7608
Max. discharging/input current (Adc)	54	54	54	54

Max. discharging/input power (W)	4060	5336	6383	8094
Max. overcurrent protection device, (A)	80 A, 2P	80 A, 2P	80 A, 2P	80 A, 2P
Max. DC output fault current and duration	75.5 A <sub>rms</sub> / 1 cycle, 1195 A <sub>peak</sub> / 0.026 ms	75.5 A <sub>rms</sub> / 1 cycle, 1195 A <sub>peak</sub> / 0.026 ms	75.5 A <sub>rms</sub> / 1 cycle, 1195 A <sub>peak</sub> / 0.026 ms	75.5 A <sub>rms</sub> / 1 cycle, 1195 A <sub>peak</sub> / 0.026 ms
<b>Others</b>				
Normal operation temperature range (°C)	-25 °C to +60 °C, no derating below 45 °C.	-25 °C to +60 °C, no derating below 45 °C.	-25 °C to +60 °C, no derating below 45 °C.	-25 °C to +60 °C, no derating below 45 °C.
Enclosure Type	Type 4X	Type 4X	Type 4X	Type 4X
Altitude	< 3000 m	< 3000 m	< 3000 m	< 3000 m
Over Voltage Category	OVC IV	OVC IV	OVC IV	OVC IV

Backup Interface (BI)	
Model:	A1-BI-200-G2
<b>Grid terminal (bidirectional):</b>	
Nominal AC Grid voltage (Vac)	120/240 V, (L1, L2, N)
Output/inject to Grid voltage range (Vac)	211.2 V – 264 V @ 240 V
Nominal AC Grid frequency (Hz)	60 Hz
Nominal AC input/absorb current (Aac)	160 A
Max. Continuous AC input/absorb current (Aac)	160 A
Nominal AC input/absorb power, (L-L) (W)	38400 W
Max. Continuous AC input/absorb power, (L-L) (VA)	38400 VA
Nominal AC input/absorb power, (L-N) (W)	19200 W
Max. Continuous AC input/absorb power, (L-N) (VA)	19200 VA
Max. overcurrent protection (amps), Branch Circuit breaker, (A)	200 A, 2P
Max. AC output fault current and duration, output/inject to Grid	48 A <sub>rms</sub> / 1 cycle, 515 A <sub>peak</sub> / 0.38 ms
<b>AC output terminal: Load</b>	
Nominal AC output voltage (Vac)	120/240 V, (L1, L2, N)
Nominal AC output frequency (Hz)	60 Hz
Nominal AC output current (Aac)	160 A
Max. Continuous AC output current (Aac)	160 A
Nominal AC output power (W)	38400 W
Max. Continuous AC output power (VA)	38400 VA
Maximum Continuous unbalance current, stand-alone mode @ 120 V, (A)	41.7 A
Nominal AC input/absorb power, (L-N) (W)	19200 W
Max. Continuous AC input/absorb power, (L-N) (VA)	19200 VA
<b>AC input terminal (From ESS or PV): INV1=INV2=INV3=INV4</b>	
Nominal AC input voltage (Vac)	120/240 V, (L1, L2, N)
Nominal AC input frequency (Hz)	60 Hz
Nominal AC input current (Aac)	31.7 A
Max. Continuous AC input current (Aac)	31.7 A
Nominal AC input power (W)	7600 W
Max. Continuous AC input power (VA)	7600 VA
Max. overcurrent protection device, (A)	40 A
<b>AC input terminal: generator</b>	
Nominal AC input voltage (Vac)	120/240 V, (L1, L2, N)

Nominal AC input frequency (Hz)	60 Hz
Nominal AC input current (Aac)	63 A
Max. Continuous AC input current (Aac)	63 A
Nominal AC input power, (L-N) (W)	7500 W
Nominal AC input power, (L-L) (W)	15000 W
Max. Continuous AC input power, (L-N) (VA)	7500 VA
Max. Continuous AC input power, (L-L) (VA)	15000 VA
Max. overcurrent protection device, (A)	80 A
<b>Others</b>	
Normal operation temperature range (°C)	-13 °F to +140 °F
Enclosure Type	Type 3R
Altitude	< 3000 m
Over Voltage Category	OVC IV

**APPLICABLE REQUIREMENTS:**

The testing of the subject inverters were completed according to the following sections of the test protocol entitled “Performance Test Protocol for Evaluating Inverters Used in Grid-Connected Photovoltaic Systems” prepared by “Sandia National Laboratories, Endecon Engineering, BEW Engineering, and Institute for Sustainable Technology”, dated October 14, 2004, with deviations according to the requirements of the California Energy Commission Guidelines for California’s Solar Electric Incentive Programs (Senate Bill 1) Seventh Edition (CEC-300-2018-009-CMF), APPENDIX B: section B – “Inverters”:

- | *Maximum Continuous Output Power*
- | *Conversion Efficiency*
- | *Tare Losses*

Notes:	
(1)	The Units have been evaluated and certified to standard CSA C22.2 No. 107.1-16 and UL 1741 Ed 3. CSA Report No.: 80089797, Project No.: 80089797, Date Issued: April 26, 2022.

**ASSESSMENT:**

Please supply a copy of this information when filing an application for CSA Certification related to the SUBJECT, as it may aid the investigation.

**DESCRIPTION**

1.	CEC tests performed in the following order: Sample heat soaked @ 45°C +/-5 °C ambient for a minimum of 24 hours; Maximum continuous output power @ nominal DC input voltage @ 40°C +/-3°C ambient; Efficiency @ maximum, nominal and minimum DC input voltage @ 25°C +/-3°C ambient;							
	Power	Tolerance		Power	Tolerance			
	100%	95% - 105%		30%	27.5% - 32.5%			
	75%	70% - 80%		20%	18% - 22%			
	50%	45% - 55%		10%	8% - 10%			
Tare losses @ 25°C +/-3°C ambient.								
2.	Test Criteria: The test equipments, AC Simulated Utility Power Supply used in the attestation testing were in accordance with the requirements							
3.	Test Equipment: The test equipment details are listed below.							
	Parameter	Equipment Name	Manufacturer	Type	Measurement Range	Accuracy	Last Calibration	Due Date
	Current	Power Analyzer	YOKOGAWA	WT3000	1 - 30 A, 4 channels	±0.01% reading,	2020/12/15	2021/12/15
	Voltage				1 - 1000 V, 4 channels	±0.04% reading,		
	Frequency				0.1 - 1000 Hz, 2 channels	±0.002 Hz		
	DC current	Current Sensor	Tektronix	A622	70 A AC/DC Max, 100 kHz	±0.1%, 30 Hz - 5 kHz	2021/10/29	2022/10/28
	AC current	Current Sensor	Tektronix	A622	70 A AC/DC Max, 100 kHz	±0.1%, 30 Hz - 5 kHz	2021/10/29	2022/10/28
	Temperature	Chamber	GuangXin Electronic	YL-1000L-0870	-40 °C to +150 °C, 20%RH - 98%RH, 1.5 m <sup>3</sup>	±1.5 °C, ±1.5%RH	2021/8/12	2022/8/11
		Data Acquisition Unit	Agilent	Agilent 34970A	0 °C to +200 °C	±0.1 °C reading	2021/7/7	2022/7/6
	Programmable AC source	Simulated Utility	Chroma	61860	60 kVA, 300 Vac (L-N) Max., 30 - 100 Hz,	Voltage: ±0.5%	2021/8/17	2022/8/16
	Programmable DC source	Simulated Solar array	Chroma	62150H-600S	DC 600V 25 A, 15 kW	Voltage: ±0.5%	2021/4/19	2022/4/18

**TEST HISTORY**

Project 80122711

General Overview of Standard Evaluations Requirements and Test Results			
Standard	Clause	Requirement - Test	Comments
CEC-300-2018-009-CMF	5.4	Maximum Continuous Output Power	Power Conversion System (PCS), with Backup Interface (BI)
CEC-300-2018-009-CMF	5.5	Conversion Efficiency	Power Conversion System (PCS), with Backup Interface (BI)
CEC-300-2018-009-CMF	5.7	Tare Loss	Power Conversion System (PCS), with Backup Interface (BI)

The unit was tested at:

Test Facility name:	SHENZHEN CHENGXIN TECHNOLOGY SERVICE CO., LTD.
Test Facility Address:	No. 13 North of Aiqun Road, Shiyan Street, Baoan District, Shenzhen, Guangdong, 518108
Date of Testing:	November 8, 2021 - November 18, 2021
Model Under Test:	Power Conversion System (PCS), Model: A1-HYB-7.6K-G2, with Backup Interface (BI), and Model: A1-AC-7.6K-G2, with Backup Interface (BI);

The tests were witnessed by a CSA representative from the Guangzhou office.

---End of Report---

MAXIMUM CONTINUOUS OUTPUT POWER

Manufacturer:	SolaX Power Network Technology (Zhe jiang) (Maximum Continuous AC Output Power (W):	3804.7
Model :	A1-HYB-3.8K-G2, with BI	
Output Voltage (Vac):	240 Vac (PV-Grid)	
Test Interval:	5 Minute	

Minute Interval	Date	Time	Input (Direct Current)			Output (Alternating Current)					
			Ambient Temp. (° C)	Heatsink Temp. (° C)	Voltage (V)	Current (A)	Power (W)	Voltage (V)	Current (A)	Frequency (Hz)	Power (W)
5	2021/11/21:18:16		40.455	48.364	399.449	9.788	3905.1	241.376	15.805	60.004	3814.9
10	2021/11/21:23:16		40.361	48.819	397.419	9.833	3903.1	241.378	15.797	60.004	3813
15	2021/11/21:28:16		40.356	48.773	400.425	9.765	3904.9	241.377	15.803	60.004	3814.4
20	2021/11/21:33:16		40.287	48.742	398.6185	9.803	3902.8	241.369	15.79	60.004	3811.3
25	2021/11/21:38:16		40.588	48.113	399.4315	9.789	3902.7	241.37	15.797	60.003	3813
30	2021/11/21:43:16		40.584	48.361	398.5465	9.811	3901.8	241.376	15.792	60.003	3811.7
35	2021/11/21:48:16		40.558	48.781	397.156	9.843	3900.2	241.383	15.784	60.003	3810.1
40	2021/11/21:53:16		40.408	48.633	398.95	9.802	3900.2	241.371	15.786	60.004	3810.3
45	2021/11/21:58:16		40.438	48.691	399.9355	9.774	3897.1	241.369	15.77	60.003	3806.3
50	2021/11/22:03:16		40.59	48.49	401.9715	9.717	3895.7	241.376	15.763	60.003	3804.7
55	2021/11/22:08:16		40.464	48.956	398.85	9.804	3896.8	241.38	15.776	60.004	3807.9
60	2021/11/22:13:16		40.469	48.89	400.44	9.765	3897.2	241.378	15.772	60.004	3807
65	2021/11/22:18:16		40.513	48.778	401.0765	9.749	3897.2	241.375	15.773	60.003	3807.2
70	2021/11/22:23:16		40.513	48.961	400.037	9.775	3897.3	241.374	15.778	60.004	3808.3
75	2021/11/22:28:16		40.495	49.007	401.6445	9.735	3896.9	241.383	15.773	60.004	3807.3
80	2021/11/22:33:16		40.449	48.977	400.6225	9.758	3897.2	241.382	15.774	60.004	3807.5
85	2021/11/22:38:16		40.343	49.071	402.847	9.701	3896.4	241.38	15.768	60.004	3806.2
90	2021/11/22:43:16		40.366	49.117	402.296	9.713	3896	241.372	15.763	60.004	3804.7
95	2021/11/22:48:16		40.454	48.724	399.2575	9.795	3899.3	241.375	15.785	60.004	3810
100	2021/11/22:53:16		40.356	48.931	397.1925	9.843	3898.4	241.38	15.784	60.003	3810
105	2021/11/22:58:16		40.395	48.47	399.847	9.781	3900.6	241.376	15.791	60.003	3811.6
110	2021/11/23:03:16		40.255	48.099	396.1055	9.867	3898.1	241.372	15.781	60.003	3809.1
115	2021/11/23:08:16		40.379	48.589	394.544	9.899	3895.7	241.365	15.767	60.003	3805.7
120	2021/11/23:13:16		40.33	48.225	396.947	9.849	3900.4	241.376	15.789	60.004	3811
125	2021/11/23:18:16		40.3	48.358	399.9635	9.777	3901.7	241.371	15.792	60.003	3811.8
130	2021/11/23:23:16		40.375	48.224	397.1	9.845	3900.6	241.368	15.785	60.003	3810.1
135	2021/11/23:28:16		40.238	48.508	401.3755	9.741	3901	241.376	15.791	60.004	3811.5
140	2021/11/23:33:16		40.188	48.154	400.927	9.752	3901.4	241.378	15.788	60.004	3810.9
145	2021/11/23:38:16		40.309	48.245	401.6075	9.734	3900.8	241.38	15.784	60.003	3810
150	2021/11/23:43:16		40.527	48.293	400.7095	9.758	3901.6	241.371	15.791	60.003	3811.4
155	2021/11/23:48:16		40.37	48.129	400.059	9.773	3901.6	241.375	15.79	60.003	3811.4
160	2021/11/23:53:16		40.302	48.34	398.553	9.809	3901.5	241.382	15.788	60.003	3811
165	2021/11/23:58:16		40.297	48.654	399.2515	9.789	3900.8	241.381	15.786	60.003	3810.4
170	2021/11/0:03:16		40.3	48.312	399.4235	9.789	3901.8	241.373	15.79	60.003	3811.3
175	2021/11/0:08:16		40.441	48.574	398.5505	9.786	3896.5	241.499	15.768	60.003	3808
180	2021/11/0:13:16		40.428	48.728	398.604	9.809	3901.7	241.383	15.792	60.003	3811.9





**Enter All Data on the Maximum Cont Power and Efficiency Data Worksheets First**

**Manufacturer**

**Name:** SolaX Power Network Technology (Zhe jiang) Co., Ltd.

**Model Number:** A1-HYB-3.8K-G2, with BI

**Output Voltage (Vac)** 240 Vac (PV-Grid)

**Maximum Continuous Output Power:** 3.805 kW

**Night Tare Loss:** 1.2 W

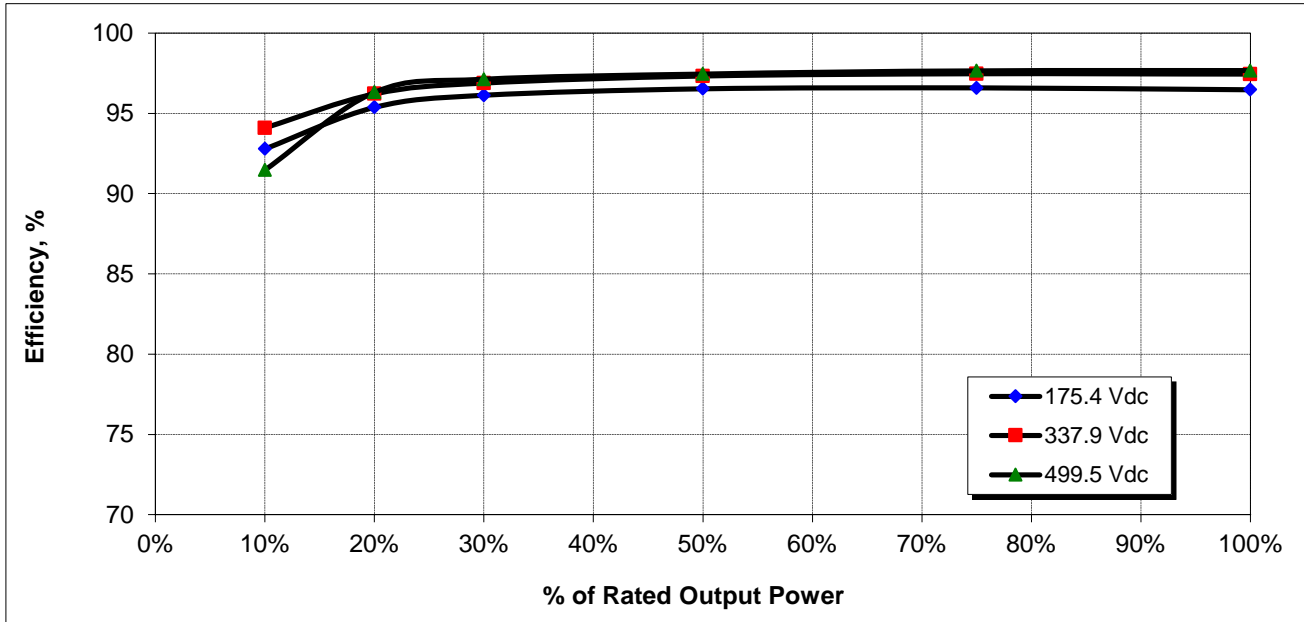
**Vmin:** 175.4 Vdc

**Vnom:** 337.9 Vdc

**Vmax:** 499.5 Vdc

Input Voltage (Vdc)	Power Level (%; kW)						Wtd
	10%	20%	30%	50%	75%	100%	
Vmin 175.4	0.380	0.761	1.141	1.902	2.854	3.805	96.30
Vnom 337.9	92.78	95.38	96.12	96.53	96.59	96.48	96.30
Vmax 499.5	94.09	96.22	96.89	97.32	97.47	97.44	97.17
	91.47	96.32	97.13	97.45	97.66	97.66	97.23

**CEC Efficiency = 96.9%**



MAXIMUM CONTINUOUS OUTPUT POWER

Manufacturer:	SolaX Power Network Technology (Zhe jiang) (Maximum Continuous AC Output Power (W):	5002.7
Model :	A1-HYB-5.0K-G2, with BI	
Output Voltage (Vac):	240 Vac (PV-Grid)	
Test Interval:	5 Minute	

Minute Interval	Date	Time	Input (Direct Current)			Output (Alternating Current)					
			Ambient Temp. (° C)	Heatsink Temp. (° C)	Voltage (V)	Current (A)	Power (W)	Voltage (V)	Current (A)	Frequency (Hz)	Power (W)
5	2021/11/18:16:05		40.709	52.302	401.224	12.809797	5139.6	241.586	20.773555	60.003	5018.6
10	2021/11/18:21:05		40.774	52.296	400.759	12.829655	5141.6	241.592	20.775108	60.003	5019.1
15	2021/11/18:26:05		40.79	52.358	399.1445	12.881549	5141.6	241.596	20.776834	60.004	5019.6
20	2021/11/18:31:05		40.887	52.478	399.684	12.868665	5143.4	241.586	20.784317	60.003	5021.2
25	2021/11/18:36:05		40.883	52.459	397.582	12.935695	5143	241.594	20.782801	60.003	5021
30	2021/11/18:41:05		40.943	52.051	399.2655	12.882404	5143.5	241.587	20.782989	60.004	5020.9
35	2021/11/18:46:05		40.606	52.458	396.1105	12.979963	5141.5	241.595	20.775264	60.003	5019.2
40	2021/11/18:51:05		40.826	52.425	398.505	12.909749	5144.6	241.593	20.78744	60.004	5022.1
45	2021/11/18:56:05		40.63	52.415	400.8085	12.834058	5144	241.592	20.786284	60.004	5021.8
50	2021/11/19:01:05		40.838	52.675	399.9995	12.860515	5144.2	241.596	20.788838	60.003	5022.5
55	2021/11/19:06:05		40.867	52.741	397.0785	12.952854	5143.3	241.591	20.783473	60.003	5021.1
60	2021/11/19:11:05		40.669	52.586	397.946	12.926879	5144.2	241.594	20.789837	60.003	5022.7
65	2021/11/19:16:05		40.802	52.44	397.259	12.946213	5143	241.591	20.783887	60.003	5021.2
70	2021/11/19:21:05		40.769	51.77	396.8155	12.942616	5135.5	241.715	20.741783	60.003	5013.6
75	2021/11/19:26:05		40.682	51.984	399.2585	12.885886	5144.8	241.595	20.789751	60.004	5022.7
80	2021/11/19:31:05		40.661	51.6	400.5065	12.844984	5144.5	241.584	20.787387	60.003	5021.9
85	2021/11/19:36:05		40.563	51.775	399.805	12.868022	5144.7	241.6	20.787252	60.003	5022.2
90	2021/11/19:41:05		40.772	51.875	398.7525	12.902489	5144.9	241.599	20.787752	60.003	5022.3
95	2021/11/19:46:05		40.642	52.081	398.7415	12.905102	5145.8	241.593	20.792821	60.003	5023.4
100	2021/11/19:51:05		40.676	52.066	398.344	12.917728	5145.7	241.596	20.796288	60.003	5024.3
105	2021/11/19:56:05		40.592	52.193	400.893	12.833847	5145	241.591	20.789268	60.004	5022.5
110	2021/11/20:01:05		40.707	52.04	398.009	12.925837	5144.6	241.595	20.792649	60.003	5023.4
115	2021/11/20:06:05		40.629	51.651	392.4655	13.055966	5122.9	241.769	20.692066	60.004	5002.7
120	2021/11/20:11:05		40.677	51.806	399.222	12.891072	5146.4	241.59	20.795977	60.003	5024.1
125	2021/11/20:16:05		40.626	51.532	398.6065	12.909723	5145.9	241.598	20.794874	60.004	5024
130	2021/11/20:21:05		40.575	52.19	398.9955	12.896886	5145.8	241.594	20.798116	60.003	5024.7
135	2021/11/20:26:05		40.629	51.953	398.191	12.921436	5145.2	241.589	20.791096	60.003	5022.9
140	2021/11/20:31:05		40.83	51.859	398.6915	12.904212	5144.8	241.603	20.787821	60.004	5022.4
145	2021/11/20:36:05		40.91	52.315	401.0155	12.826935	5143.8	241.591	20.78637	60.004	5021.8
150	2021/11/20:41:05		40.849	52.204	399.675	12.872958	5145	241.587	20.790854	60.003	5022.8
155	2021/11/20:46:05		40.835	52.287	397.6215	12.937177	5144.1	241.6	20.787666	60.003	5022.3
160	2021/11/20:51:05		40.856	52.346	395.7185	12.990041	5140.4	241.589	20.772469	60.003	5018.4
165	2021/11/20:56:05		40.865	51.83	400.553	12.838747	5142.6	241.594	20.781145	60.003	5020.6
170	2021/11/21:01:05		40.777	52.049	399.3845	12.88132	5144.6	241.596	20.788424	60.004	5022.4
175	2021/11/21:06:05		40.816	52.507	399.409	12.880781	5144.7	241.589	20.788198	60.003	5022.2
180	2021/11/21:11:05		40.894	52.022	398.4035	12.911783	5144.1	241.585	20.787714	60.003	5022



**Enter All Data on the Maximum Cont Power and Efficiency Data Worksheets First**

**Manufacturer**

**Name:** SolaX Power Network Technology (Zhe jiang) Co., Ltd.

**Model Number:** A1-HYB-5.0K-G2, with BI

**Output Voltage (Vac)** 240 Vac (PV-Grid)

**Maximum Continuous Output Power:** 5.003 kW

**Night Tare Loss:** 1.2 W

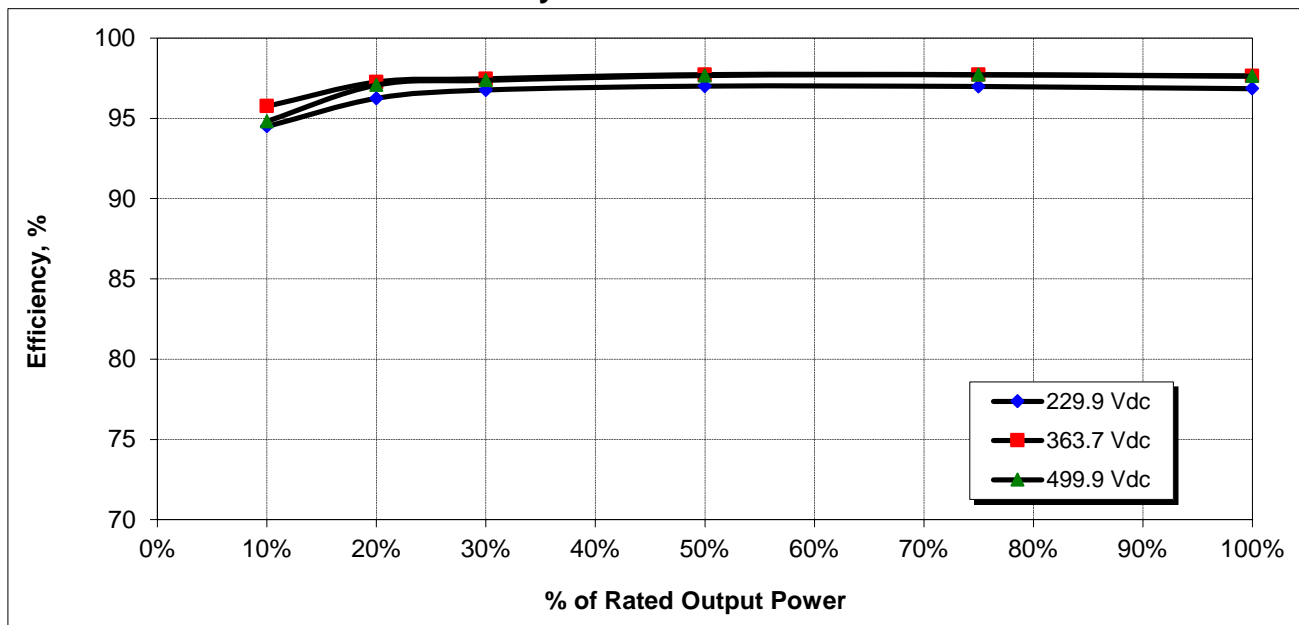
**Vmin:** 229.9 Vdc

**Vnom:** 363.7 Vdc

**Vmax:** 499.9 Vdc

Input Voltage (Vdc)	Power Level (%; kW)						Wtd
	10%	20%	30%	50%	75%	100%	
Vmin 229.9	94.50	96.25	96.77	97.01	96.98	96.85	96.82
Vnom 363.7	95.75	97.26	97.47	97.72	97.72	97.64	97.59
Vmax 499.9	94.81	97.07	97.37	97.66	97.71	97.63	97.51

**CEC Efficiency = 97.3%**



MAXIMUM CONTINUOUS OUTPUT POWER

Manufacturer:	SolaX Power Network Technology (Zhe jiang) (Maximum Continuous AC Output Power (W):	6016.6
Model :	A1-HYB-6.0K-G2, with BI	
Output Voltage (Vac):	240 Vac (PV-Grid)	
Test Interval:	5 Minute	

Minute Interval	Date	Time	Input (Direct Current)			Output (Alternating Current)					
			Ambient Temp. (° C)	Heatsink Temp. (° C)	Voltage (V)	Current (A)	Power (W)	Voltage (V)	Current (A)	Frequency (Hz)	Power (W)
5	2021/11/15:12:40		40.559	54.627	399.294	15.409	6152.7	241.813	25.82	60.003	6020.3
10	2021/11/15:17:40		40.577	54.403	398.6235	15.439	6154.4	241.803	25.823	60.003	6020.9
15	2021/11/15:22:40		40.515	54.925	396.017	15.532	6150.9	241.802	25.819	60.003	6020
20	2021/11/15:27:40		40.43	55.08	397.3305	15.486	6153.1	241.797	25.819	60.003	6019.9
25	2021/11/15:32:40		40.499	55.09	397.8115	15.469	6153.8	241.798	25.821	60.003	6020.4
30	2021/11/15:37:40		40.492	55.004	397.654	15.474	6153.2	241.798	25.819	60.003	6019.7
35	2021/11/15:42:40		40.593	54.921	399.7235	15.393	6153	241.794	25.821	60.003	6020.2
40	2021/11/15:46:40		40.454	54.852	399.447	15.406	6154	241.789	25.826	60.003	6021.2
45	2021/11/15:52:40		40.467	54.569	398.9715	15.426	6154.5	241.8	25.825	60.003	6021.4
50	2021/11/15:57:40		40.463	53.355	400.4895	15.364	6153.2	241.786	25.82	60.003	6019.5
55	2021/11/16:02:40		40.723	54.259	397.6665	15.472	6153	241.801	25.819	60.003	6019.9
60	2021/11/16:07:40		40.489	54.616	398.565	15.441	6154	241.795	25.822	60.003	6020.5
65	2021/11/16:12:40		40.553	54.336	397.4875	15.482	6154	241.798	25.822	60.003	6020.8
70	2021/11/16:17:40		40.538	54.242	399.094	15.423	6154.9	241.792	25.83	60.003	6022
75	2021/11/16:22:40		40.643	54.487	395.906	15.534	6150.1	241.82	25.803	60.003	6016.6
80	2021/11/16:27:40		40.697	54.82	397.766	15.473	6154.5	241.79	25.827	60.003	6021.5
85	2021/11/16:32:40		40.621	54.955	398.722	15.436	6154.7	241.785	25.826	60.003	6021.2
90	2021/11/16:37:40		40.588	54.797	398.1815	15.456	6154.3	241.793	25.823	60.003	6020.6
95	2021/11/16:42:40		40.724	54.81	397.533	15.479	6153.6	241.793	25.82	60.003	6020
100	2021/11/16:47:40		40.66	55.024	399.261	15.407	6151.5	241.782	25.821	60.003	6019.7
105	2021/11/16:52:40		40.783	55.006	398.81	15.43	6153.9	241.795	25.826	60.003	6021.2
110	2021/11/16:57:40		40.742	54.54	397.866	15.469	6154.3	241.792	25.829	60.003	6022
115	2021/11/17:02:40		40.823	54.713	398.816	15.431	6154.2	241.799	25.822	60.003	6020.6
120	2021/11/17:07:40		40.739	54.606	399.189	15.417	6154.1	241.793	25.824	60.003	6020.7
125	2021/11/17:12:40		40.725	54.275	399.4085	15.409	6154.6	241.785	25.828	60.003	6021.6
130	2021/11/17:17:40		40.625	54.593	400.708	15.357	6153.9	241.791	25.822	60.003	6020.4
135	2021/11/17:22:40		40.826	54.527	397.1605	15.495	6153.9	241.783	25.824	60.003	6020.8
140	2021/11/17:27:40		40.763	54.997	400.3795	15.369	6153.6	241.793	25.822	60.004	6020.5
145	2021/11/17:32:40		40.648	55.335	398.564	15.442	6154.6	241.791	25.824	60.004	6020.9
150	2021/11/17:37:40		40.602	55.128	398.3715	15.45	6154.7	241.789	25.828	60.003	6021.6
155	2021/11/17:42:40		40.736	54.744	400.8245	15.351	6153.1	241.793	25.821	60.004	6019.8
160	2021/11/17:47:40		40.499	54.662	398.501	15.443	6154.3	241.797	25.823	60.003	6020.6
165	2021/11/17:52:40		40.612	54.713	399.928	15.396	6157.2	241.793	25.837	60.003	6023.9
170	2021/11/17:57:40		40.49	54.631	398.702	15.439	6155.6	241.796	25.829	60.003	6022.1
175	2021/11/18:02:40		40.462	54.791	399.1835	15.413	6152.7	241.786	25.82	60.004	6019.5
180	2021/11/18:07:40		40.544	54.762	399.9	15.397	6157.3	241.794	25.839	60.004	6024.6



**Enter All Data on the Maximum Cont Power and Efficiency Data Worksheets First**

**Manufacturer**

**Name:** SolaX Power Network Technology (Zhe jiang) Co., Ltd.

**Model Number:** A1-HYB-6.0K-G2, with BI

**Output Voltage**  
**(Vac)** 240 Vac (PV-Grid)

**Maximum Continuous Output Power:** 6.017 kW

**Night Tare Loss:** 1.2 W

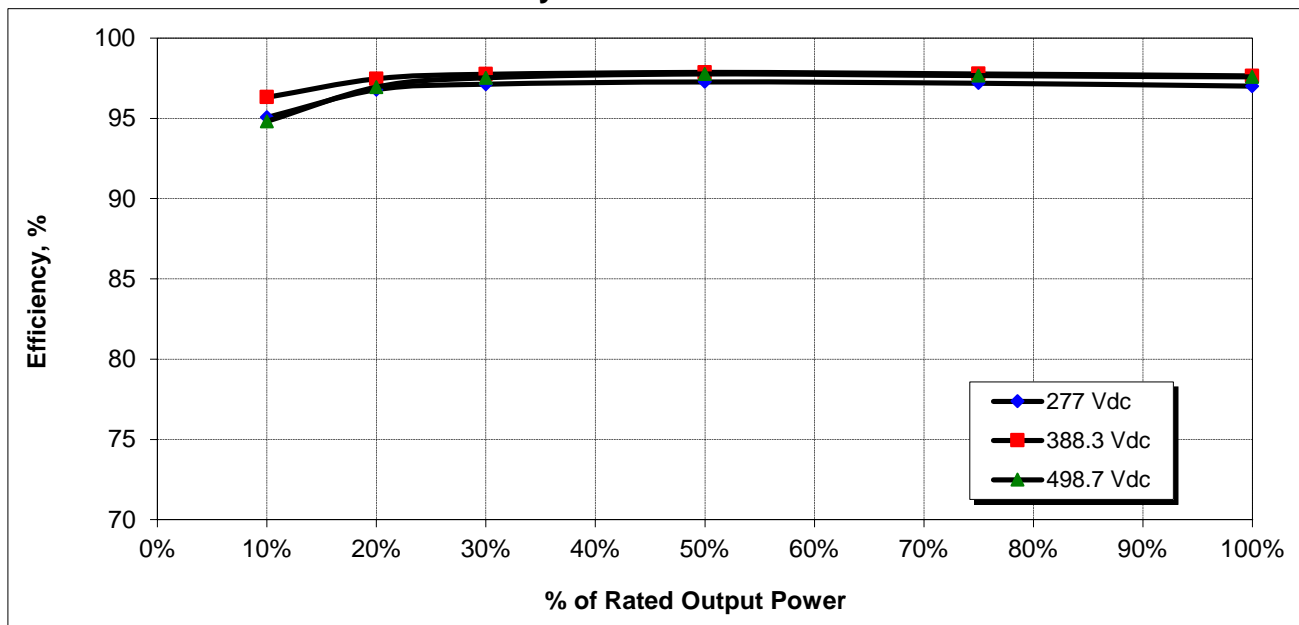
**Vmin:** 277 Vdc

**Vnom:** 388.3 Vdc

**Vmax:** 498.7 Vdc

Input Voltage (Vdc)	Power Level (%; kW)						Wtd
	10%	20%	30%	50%	75%	100%	
Vmin 277	0.602	1.203	1.805	3.008	4.512	6.017	97.09
Vnom 388.3	95.06	96.78	97.12	97.27	97.19	97.00	97.09
Vmax 498.7	96.31	97.46	97.75	97.86	97.78	97.65	97.71
	94.81	96.94	97.52	97.77	97.66	97.58	97.51

**CEC Efficiency = 97.4%**





MAXIMUM CONTINUOUS OUTPUT POWER

Manufacturer:	SolaX Power Network Technology (Zhe jiang) (Maximum Continuous AC Output Power (W):	7593.2
Model :	A1-HYB-7.6K-G2, with BI	
Output Voltage (Vac):	240 Vac (PV-Grid)	
Test Interval:	5 Minute	

Minute Interval	Date	Time	Ambient Heatsink Temp. (° C)		Input (Direct Current)			Output (Alternating Current)			
			Temp. (° C)	Temp. (° C)	Voltage (V)	Current (A)	Power (W)	Voltage (V)	Current (A)	Frequency (Hz)	Power (W)
5	2021/11/12:05:03		40.96	58.4	400.66633	19.447	7792.3	241.954	31.446	60.003	7608.6
10	2021/11/12:10:03		41.005	58.815	398.767	19.54	7792.1	241.96	31.464	60.003	7613
15	2021/11/12:15:03		40.968	58.936	397.77167	19.59	7792.5	241.956	31.447	60.003	7608.9
20	2021/11/12:20:03		40.904	58.807	398.60333	19.553	7794.1	241.981	31.453	60.004	7611
25	2021/11/12:25:03		40.835	58.512	399.75367	19.495	7793.3	241.962	31.449	60.003	7609.5
30	2021/11/12:30:03		40.984	58.114	398.467	19.551	7790.1	241.961	31.44	60.003	7607.2
35	2021/11/12:35:03		40.74	59.113	397.84667	19.581	7790.3	241.963	31.439	60.003	7607.1
40	2021/11/12:40:03		40.804	59.21	398.09433	19.562	7786.9	241.955	31.441	60.003	7607.2
45	2021/11/12:45:03		40.694	58.764	397.753	19.589	7791.3	241.965	31.44	60.004	7607.5
50	2021/11/12:50:03		40.743	58.193	401.14033	19.418	7789.6	241.962	31.435	60.004	7606.1
55	2021/11/12:55:03		40.717	58.4	397.79767	19.586	7791.4	241.966	31.44	60.003	7607.5
60	2021/11/13:00:03		40.73	58.632	397.808	19.583	7790.6	241.972	31.439	60.003	7607.3
65	2021/11/13:05:03		40.619	58.616	399.64867	19.49	7789.2	241.973	31.438	60.003	7607.1
70	2021/11/13:10:03		40.622	58.866	399.595	19.5	7792	241.974	31.443	60.003	7608.5
75	2021/11/13:15:03		40.727	59.039	399.88967	19.474	7787.1	242	31.419	60.003	7603.3
80	2021/11/13:20:03		40.655	58.464	398.92567	19.532	7792.1	241.971	31.444	60.003	7608.6
85	2021/11/13:25:03		40.613	58.788	401.534	19.395	7788	241.964	31.427	60.004	7604.3
90	2021/11/13:30:03		40.731	58.455	398.48	19.536	7784.6	241.961	31.414	60.004	7600.9
95	2021/11/13:35:03		40.642	58.6	395.25233	19.689	7780.6	242.171	31.386	60.003	7600.8
100	2021/11/13:40:03		40.624	58.8	399.11467	19.511	7787.2	241.97	31.452	60.003	7610.5
105	2021/11/13:45:03		40.916	58.6	404.38567	19.244	7780.8	241.965	31.421	60.003	7602.7
110	2021/11/13:50:03		40.852	58.563	397.80767	19.583	7790.5	241.963	31.44	60.003	7607.2
115	2021/11/13:55:03		40.946	58.67	396.161	19.635	7776.7	242.166	31.355	60.003	7593.2
120	2021/11/14:00:03		40.907	58.909	400.936	19.431	7790.3	241.969	31.437	60.003	7606.7
125	2021/11/14:05:03		41.019	58.541	401.37467	19.406	7788.7	241.935	31.436	60.003	7605.4
130	2021/11/14:10:03		40.973	58.214	398.85633	19.525	7787.5	241.979	31.424	60.003	7603.9
135	2021/11/14:15:03		40.88	58.659	399.41367	19.511	7792.7	241.97	31.445	60.003	7608.8
140	2021/11/14:20:03		40.964	58.907	400.238	19.467	7791.5	241.978	31.44	60.004	7607.7
145	2021/11/14:25:03		40.924	58.48	396.869	19.636	7792.8	241.98	31.444	60.004	7608.8
150	2021/11/14:30:03		40.905	58.439	399.25233	19.522	7794.2	241.975	31.451	60.004	7610.4
155	2021/11/14:35:03		40.968	58.177	398.86767	19.539	7793.7	241.98	31.448	60.003	7609.7
160	2021/11/14:40:03		41.027	58.162	398.618	19.55	7793.1	241.977	31.45	60.004	7610.1
165	2021/11/14:45:03		41.025	58.424	398.02333	19.58	7793.6	241.973	31.449	60.004	7609.7
170	2021/11/14:50:03		40.936	58.62	397.122	19.622	7792.4	241.98	31.444	60.004	7608.9
175	2021/11/14:55:03		40.766	59.055	399.30467	19.521	7794.9	241.975	31.455	60.004	7611.3
180	2021/11/15:00:03		40.82	58.517	400.52067	19.446	7788.4	241.977	31.441	60.003	7608



**Enter All Data on the Maximum Cont Power and Efficiency Data Worksheets First**

**Manufacturer**

**Name:** SolaX Power Network Technology (Zhe jiang) Co., Ltd.

**Model Number:** A1-HYB-7.6K-G2, with BI

**Output Voltage (Vac)** 240 Vac (PV-Grid)

**Maximum Continuous Output Power:** 7.593 kW

**Night Tare Loss:** 1.2 W

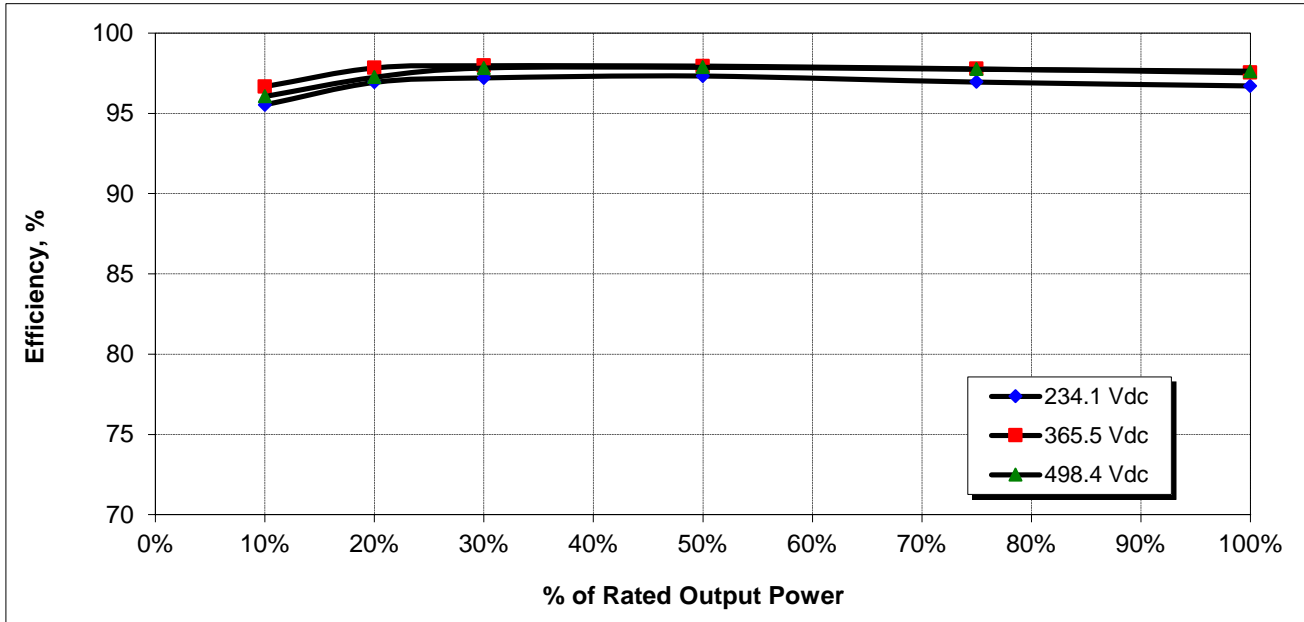
**Vmin:** 234.1 Vdc

**Vnom:** 365.5 Vdc

**Vmax:** 498.4 Vdc

Input Voltage (Vdc)	Power Level (%; kW)						Wtd
	10%	20%	30%	50%	75%	100%	
Vmin 234.1	0.759	1.519	2.278	3.797	5.695	7.593	96.99
Vnom 365.5	95.53	96.94	97.21	97.32	96.95	96.71	97.78
Vmax 498.4	96.67	97.84	97.97	97.94	97.77	97.53	97.68
	96.06	97.25	97.82	97.87	97.75	97.62	97.68

**CEC Efficiency = 97.5%**



MAXIMUM CONTINUOUS OUTPUT POWER

Manufacturer:	SolaX Power Network Technology (Zhe jiang) (Maximum Continuous AC Output Power (W):	3809.6
Model :	A1-HYB-3.8K-G2, with BI	
Output Voltage (Vac):	240 Vac (BAT-Grid)	
Test Interval:	5 Minute	

Minute Interval	Date	Time	Input (Direct Current)			Output (Alternating Current)					
			Ambient Temp. (° C)	Heatsink Temp. (° C)	Voltage (V)	Current (A)	Power (W)	Voltage (V)	Current (A)	Frequency (Hz)	Power (W)
5	2021/11/21:11:16		40.827	42.808	353.112	11.1223	3927.4	241.414	15.863	60.003	3812
10	2021/11/21:16:16		40.847	42.706	353.045	11.1202	3925.9	241.42	15.881	60.004	3816.7
15	2021/11/21:21:16		40.763	42.905	353.062	11.1232	3927.2	241.421	15.886	60.003	3817.9
20	2021/11/21:26:16		40.825	42.699	353.027	11.1199	3925.6	241.428	15.865	60.003	3812.9
25	2021/11/21:31:16		40.916	42.709	353	11.1228	3926.3	241.439	15.861	60.003	3811.9
30	2021/11/21:36:16		40.907	42.704	352.983	11.1203	3925.3	241.443	15.869	60.003	3814.2
35	2021/11/21:41:16		40.829	42.735	352.992	11.1216	3925.8	241.449	15.885	60.003	3817.9
40	2021/11/21:46:16		40.898	42.78	352.952	11.1192	3924.5	241.442	15.869	60.003	3813.8
45	2021/11/21:51:16		40.883	42.684	352.899	11.1207	3924.5	241.435	15.87	60.003	3813.9
50	2021/11/21:56:16		40.87	42.753	352.951	11.119	3924.5	241.434	15.856	60.003	3810.6
55	2021/11/22:01:16		40.793	42.838	352.935	11.1208	3924.9	241.43	15.876	60.003	3815.6
60	2021/11/22:06:16		40.654	43	352.929	11.1226	3925.5	241.421	15.87	60.003	3814.4
65	2021/11/22:11:16		40.719	42.884	352.937	11.1193	3924.4	241.415	15.854	60.003	3809.9
70	2021/11/22:16:16		40.788	42.833	352.973	11.1238	3926.4	241.4	15.877	60.003	3815.3
75	2021/11/22:21:16		40.806	42.91	352.981	11.1192	3924.9	241.396	15.858	60.003	3810.8
80	2021/11/22:26:16		40.804	42.835	353.058	11.1227	3927	241.398	15.854	60.003	3809.7
85	2021/11/22:31:16		40.796	42.928	353.064	11.1249	3927.8	241.39	15.881	60.003	3815.9
90	2021/11/22:36:16		40.753	42.933	353.121	11.1202	3926.8	241.392	15.867	60.003	3812.6
95	2021/11/22:41:16		40.635	42.973	353.103	11.1206	3926.7	241.393	15.877	60.003	3815.4
100	2021/11/22:46:16		40.612	42.969	353.063	11.1222	3926.8	241.401	15.881	60.003	3816.4
105	2021/11/22:51:16		40.959	42.73	353.007	11.1201	3925.5	241.402	15.871	60.003	3814
110	2021/11/22:56:16		40.865	42.71	353.041	11.1211	3926.2	241.406	15.874	60.003	3815
115	2021/11/23:01:16		40.662	42.908	352.979	11.1197	3925	241.41	15.852	60.003	3809.8
120	2021/11/23:06:16		40.754	42.913	353.017	11.1215	3926.1	241.417	15.881	60.003	3816.4
125	2021/11/23:11:16		40.815	42.777	352.99	11.1233	3926.4	241.422	15.869	60.004	3813.6
130	2021/11/23:16:16		40.683	42.85	352.972	11.1208	3925.3	241.428	15.871	60.003	3814.3
135	2021/11/23:21:16		40.72	42.724	352.972	11.1217	3925.6	241.432	15.863	60.003	3812.3
140	2021/11/23:26:16		40.728	42.86	352.966	11.121	3925.3	241.433	15.868	60.003	3813.7
145	2021/11/23:31:16		40.805	42.688	352.956	11.1164	3923.6	241.434	15.85	60.003	3809.6
150	2021/11/23:36:16		40.697	42.757	352.92	11.1235	3925.7	241.428	15.873	60.003	3815
155	2021/11/23:41:16		40.823	42.737	352.964	11.1203	3925.1	241.418	15.865	60.003	3813
160	2021/11/23:46:16		40.841	42.711	352.883	11.1208	3924.3	241.421	15.869	60.003	3813.8
165	2021/11/23:51:16		40.792	42.752	352.969	11.12	3925	241.408	15.869	60.003	3813.5
170	2021/11/23:56:16		40.749	42.683	353.03	11.1179	3925	241.398	15.856	60.003	3810
175	2021/11/0:01:16		40.857	42.655	353.083	11.1196	3926.1	241.396	15.873	60.003	3814.5
180	2021/11/0:06:16		40.854	42.702	353.137	11.1226	3927.8	241.39	15.876	60.003	3815



**Enter All Data on the Maximum Cont Power and Efficiency Data Worksheets First**

**Manufacturer**

**Name:** SolaX Power Network Technology (Zhe jiang) Co., Ltd.

**Model Number:** A1-HYB-3.8K-G2, with BI

**Output Voltage**  
**(Vac)** 240 Vac (BAT-Grid)

**Maximum Continuous Output Power:** 3.810 kW

**Night Tare Loss:** 1.2 W

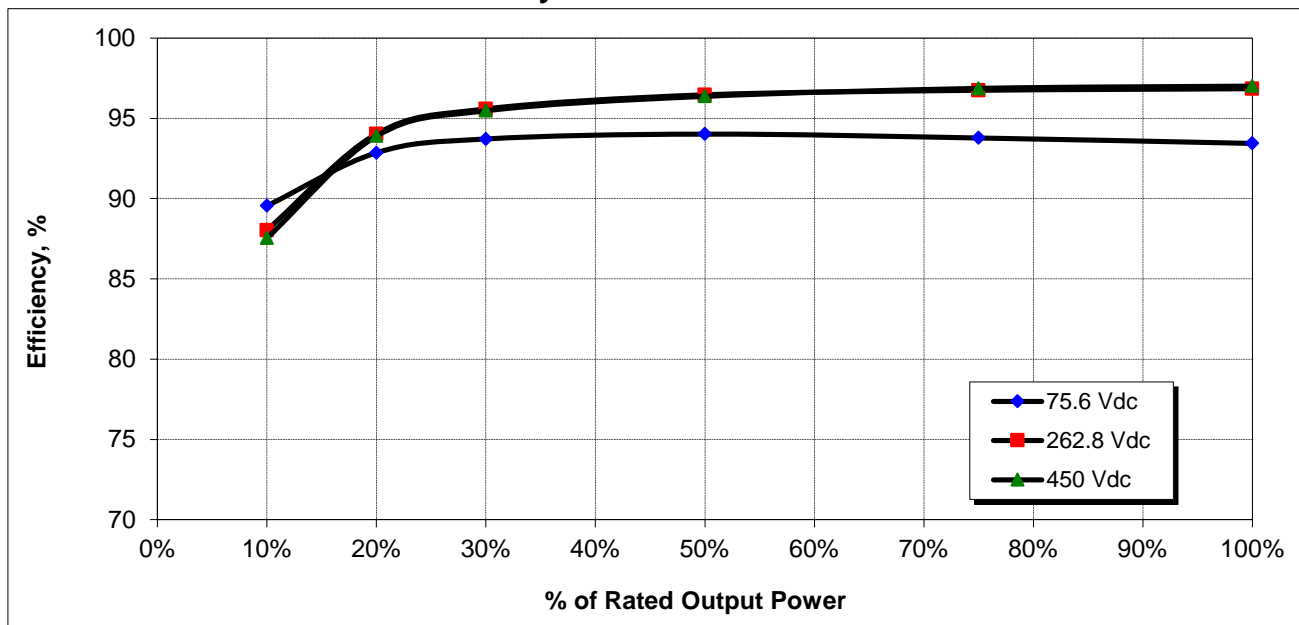
**Vmin:** 75.6 Vdc

**Vnom:** 262.8 Vdc

**Vmax:** 450 Vdc

Input Voltage (Vdc)	Power Level (%; kW)						Wtd
	10%	20%	30%	50%	75%	100%	
Vmin 75.6	0.381	0.762	1.143	1.905	2.857	3.810	93.59
Vnom 262.8	89.55	92.86	93.72	94.02	93.78	93.44	96.07
Vmax 450	87.54	93.90	95.48	96.38	96.86	97.01	96.08

**CEC Efficiency = 95.2%**



MAXIMUM CONTINUOUS OUTPUT POWER

Manufacturer:	SolaX Power Network Technology (Zhe jiang) (Maximum Continuous AC Output Power (W):	5030
Model :	A1-HYB-5.0K-G2, with BI	
Output Voltage (Vac):	240 Vac (BAT-Grid)	
Test Interval:	5 Minute	

Minute Interval	Date	Time	Input (Direct Current)			Output (Alternating Current)					
			Ambient Temp. (° C)	Heatsink Temp. (° C)	Voltage (V)	Current (A)	Power (W)	Voltage (V)	Current (A)	Frequency (Hz)	Power (W)
5	2021/11/18:04:07		41.005	53.413	357.73	14.4958	5185.6	241.637	20.893	60.003	5033.4
10	2021/11/18:09:07		41.001	53.293	357.718	14.4922	5184.1	241.644	20.879	60.004	5030
15	2021/11/18:14:07		40.992	53.031	357.765	14.4946	5185.7	241.645	20.896	60.003	5034.2
20	2021/11/18:19:07		41.003	53.439	357.872	14.494	5187	241.664	20.923	60.004	5041.2
25	2021/11/18:24:07		41.058	53.693	357.869	14.4938	5186.9	241.661	20.908	60.003	5037.5
30	2021/11/18:29:07		41.03	53.49	357.89	14.4938	5187.2	241.67	20.901	60.003	5035.9
35	2021/11/18:34:07		41.047	53.003	357.918	14.4954	5188.2	241.663	20.918	60.003	5039.9
40	2021/11/18:39:07		40.937	52.932	357.872	14.4941	5187	241.663	20.92	60.004	5040.2
45	2021/11/18:44:07		40.99	53.587	357.836	14.4976	5187.8	241.66	20.923	60.003	5041
50	2021/11/18:49:07		40.977	53.852	357.825	14.4947	5186.6	241.651	20.919	60.003	5039.9
55	2021/11/18:54:07		40.998	53.585	357.823	14.4945	5186.5	241.648	20.92	60.003	5039.9
60	2021/11/18:59:07		40.975	53.743	357.823	14.495	5186.6	241.634	20.909	60.003	5037.5
65	2021/11/19:04:07		40.998	53.323	357.839	14.4995	5188.5	241.637	20.913	60.003	5038.3
70	2021/11/19:09:07		40.846	53.443	357.767	14.4914	5184.5	241.628	20.892	60.003	5033.2
75	2021/11/19:14:07		40.849	53.467	357.835	14.4966	5187.4	241.624	20.932	60.003	5042.5
80	2021/11/19:19:07		40.782	53.484	357.823	14.4921	5185.6	241.612	20.913	60.003	5037.7
85	2021/11/19:24:07		40.779	53.955	357.785	14.4909	5184.6	241.61	20.885	60.004	5030.7
90	2021/11/19:29:07		40.879	53.537	357.795	14.4943	5186	241.619	20.904	60.003	5035.5
95	2021/11/19:34:07		40.759	53.435	357.722	14.4969	5185.9	241.622	20.906	60.004	5036.1
100	2021/11/19:39:07		40.795	53.71	357.759	14.4973	5186.5	241.613	20.901	60.004	5034.7
105	2021/11/19:44:07		40.818	53.894	357.799	14.4952	5186.4	241.63	20.905	60.004	5036.1
110	2021/11/19:49:07		40.998	53.927	357.919	14.4988	5189.4	241.637	20.926	60.004	5041.1
115	2021/11/19:54:07		40.841	53.827	357.913	14.4961	5188.3	241.649	20.909	60.003	5037.3
120	2021/11/19:59:07		40.838	53.81	357.972	14.4973	5189.6	241.644	20.933	60.003	5043
125	2021/11/20:04:07		41.059	52.849	357.898	14.4984	5188.9	241.652	20.926	60.003	5041.5
130	2021/11/20:09:07		40.998	53.557	357.926	14.4986	5189.4	241.663	20.915	60.003	5039.2
135	2021/11/20:14:07		40.915	53.295	357.869	14.4921	5186.3	241.66	20.88	60.003	5030.6
140	2021/11/20:19:07		40.928	53.644	357.888	14.4963	5188.1	241.664	20.918	60.004	5039.8
145	2021/11/20:24:07		40.993	53.422	357.846	14.4962	5187.4	241.663	20.939	60.004	5045.1
150	2021/11/20:29:07		40.967	52.989	357.848	14.4959	5187.3	241.655	20.904	60.004	5036.5
155	2021/11/20:34:07		40.949	53.213	357.813	14.496	5186.9	241.647	20.912	60.004	5038.2
160	2021/11/20:39:07		40.969	53.066	357.815	14.494	5186.2	241.646	20.918	60.003	5039.7
165	2021/11/20:44:07		41.003	53.761	357.841	14.4975	5187.8	241.639	20.92	60.003	5039.8
170	2021/11/20:49:07		41	53.425	357.789	14.4976	5187.1	241.619	20.903	60.003	5035.3
175	2021/11/20:54:07		41.036	53.649	357.823	14.5017	5189	241.618	20.928	60.003	5041.1
180	2021/11/20:59:07		40.99	53.83	357.798	14.4963	5186.7	241.617	20.929	60.003	5041.5





**Enter All Data on the Maximum Cont Power and Efficiency Data Worksheets First**

**Manufacturer**

**Name:** SolaX Power Network Technology (Zhe jiang) Co., Ltd.

**Model Number:** A1-HYB-5.0K-G2, with BI

**Output Voltage**  
**(Vac)** 240 Vac (BAT-Grid)

**Maximum Continuous Output Power:** 5.030 kW

**Night Tare Loss:** 1.2 W

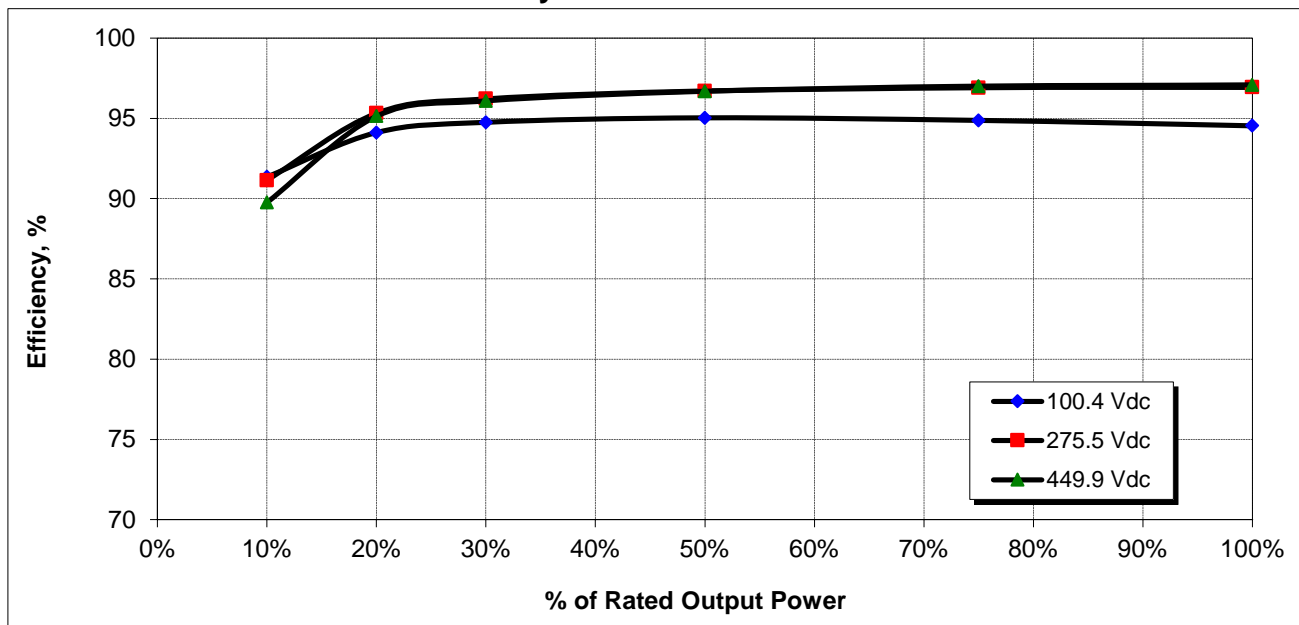
**Vmin:** 100.4 Vdc

**Vnom:** 275.5 Vdc

**Vmax:** 449.9 Vdc

Input Voltage (Vdc)	Power Level (%; kW)						Wtd
	10%	20%	30%	50%	75%	100%	
Vmin 100.4	0.503	1.006	1.509	2.515	3.773	5.030	94.69
Vnom 275.5	91.35	94.12	94.75	95.03	94.87	94.54	96.47
Vmax 449.9	91.14	95.32	96.21	96.70	96.90	96.93	96.45
	89.75	95.14	96.09	96.68	97.01	97.08	

**CEC Efficiency = 95.9%**



MAXIMUM CONTINUOUS OUTPUT POWER

Manufacturer:	SolaX Power Network Technology (Zhe jiang) (Maximum Continuous AC Output Power (W):	6034.9
Model :	A1-HYB-6.0K-G2, with BI	
Output Voltage (Vac):	240 Vac (BAT-Grid)	
Test Interval:	5 Minute	

Minute Interval	Date	Time	Input (Direct Current)			Output (Alternating Current)					
			Ambient Temp. (° C)	Heatsink Temp. (° C)	Voltage (V)	Current (A)	Power (W)	Voltage (V)	Current (A)	Frequency (Hz)	Power (W)
5	2021/11/15:00:25		40.772	56.055	359.665	17.4015	6223.9	241.861	25.037	60.004	6041.3
10	2021/11/15:05:25		40.782	56.18	359.601	17.3969	6221.1	241.862	25.014	60.003	6035.5
15	2021/11/15:10:25		40.858	56.105	359.612	17.4002	6222.5	241.863	25.042	60.004	6042.3
20	2021/11/15:15:25		40.679	56.357	359.575	17.4033	6223	241.861	25.041	60.003	6042.1
25	2021/11/15:20:25		40.684	56.022	359.54	17.405	6223	241.854	25.053	60.003	6044.5
30	2021/11/15:25:25		40.777	56.483	359.566	17.4015	6222.2	241.853	25.016	60.004	6035.7
35	2021/11/15:30:25		40.907	56.437	359.532	17.4013	6221.5	241.849	25.028	60.003	6038.4
40	2021/11/15:35:25		41.001	56.473	359.532	17.4038	6222.4	241.838	25.043	60.003	6041.8
45	2021/11/15:40:25		40.908	56.436	359.517	17.4068	6223.2	241.833	25.044	60.003	6042.3
50	2021/11/15:45:25		40.891	56.24	359.608	17.3999	6222.3	241.828	25.022	60.004	6036.7
55	2021/11/15:50:25		40.823	56.056	359.652	17.4029	6224.2	241.818	25.049	60.003	6042.8
60	2021/11/15:55:25		41.002	56.029	359.71	17.4015	6224.7	241.816	25.053	60.003	6043.4
65	2021/11/16:00:25		41.026	56.273	359.7	17.4006	6224.2	241.814	25.046	60.003	6041.9
70	2021/11/16:05:25		41.119	56.278	359.65	17.3984	6222.5	241.809	25.036	60.004	6039.4
75	2021/11/16:10:25		41.088	56.477	359.638	17.4005	6223.1	241.802	25.041	60.003	6040.5
80	2021/11/16:15:25		41.071	56.225	359.599	17.4043	6223.8	241.809	25.048	60.004	6042.4
85	2021/11/16:20:25		41.13	56.449	359.604	17.3993	6222.1	241.809	25.041	60.004	6040.7
90	2021/11/16:25:25		41.165	56.334	359.577	17.3991	6221.5	241.816	25.025	60.003	6037.1
95	2021/11/16:30:25		40.922	56.296	359.536	17.4038	6222.5	241.832	25.044	60.003	6042.1
100	2021/11/16:35:25		40.968	56.286	359.567	17.4012	6222.1	241.842	25.038	60.003	6040.7
105	2021/11/16:40:25		41.029	56.174	359.584	17.3997	6221.9	241.853	25.043	60.003	6042.3
110	2021/11/16:45:25		40.908	56.149	359.576	17.4017	6222.4	241.851	25.015	60.004	6035
115	2021/11/16:50:25		40.98	56.157	359.536	17.4004	6221.3	241.862	25.014	60.003	6035.1
120	2021/11/16:55:25		40.99	56.499	359.557	17.4003	6221.6	241.865	25.02	60.004	6036.9
125	2021/11/17:00:25		40.93	56.042	359.678	17.4012	6224	241.865	25.034	60.004	6040.5
130	2021/11/17:05:25		41.024	56.113	359.693	17.3988	6223.4	241.869	25.021	60.003	6037.4
135	2021/11/17:10:25		40.817	56.305	359.766	17.3988	6224.7	241.87	25.033	60.003	6040.4
140	2021/11/17:15:25		40.868	56.326	359.71	17.3956	6222.6	241.857	25.013	60.003	6034.9
145	2021/11/17:20:25		40.871	56.483	359.668	17.3957	6221.9	241.851	25.026	60.004	6037.9
150	2021/11/17:25:25		40.727	56.235	359.657	17.3953	6221.6	241.85	25.022	60.004	6036.9
155	2021/11/17:30:25		40.954	56.323	359.643	17.397	6221.9	241.848	25.023	60.003	6037.1
160	2021/11/17:35:25		40.752	56.188	359.688	17.399	6223.4	241.839	25.029	60.004	6038.5
165	2021/11/17:40:25		40.838	56.331	359.614	17.3987	6222	241.828	25.028	60.003	6038.1
170	2021/11/17:45:25		40.72	56.482	359.654	17.4055	6225.1	241.825	25.049	60.003	6043
175	2021/11/17:50:25		40.83	56.036	359.679	17.3998	6223.5	241.82	25.03	60.004	6038.3
180	2021/11/17:55:25		40.746	56.235	359.675	17.4033	6224.7	241.816	25.042	60.004	6041



**Enter All Data on the Maximum Cont Power and Efficiency Data Worksheets First**

**Manufacturer**

**Name:** SolaX Power Network Technology (Zhe jiang) Co., Ltd.

**Model Number:** A1-HYB-6.0K-G2, with BI

**Output Voltage (Vac)** 240 Vac (BAT-Grid)

**Maximum Continuous Output Power:** 6.035 kW

**Night Tare Loss:** 1.2 W

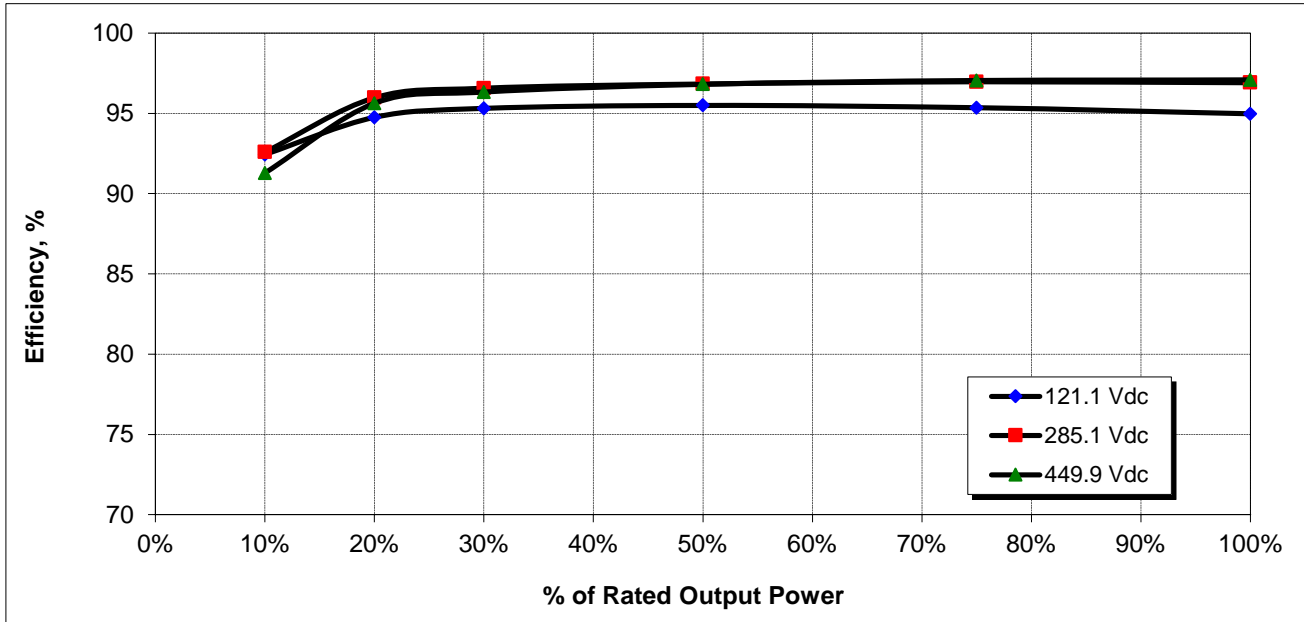
**Vmin:** 121.1 Vdc

**Vnom:** 285.1 Vdc

**Vmax:** 449.9 Vdc

Input Voltage (Vdc)	Power Level (%; kW)						Wtd
	10%	20%	30%	50%	75%	100%	
Vmin 121.1	0.603	1.207	1.810	3.017	4.526	6.035	95.21
Vnom 285.1	92.44	94.75	95.31	95.50	95.35	94.97	96.66
Vmax 449.9	92.58	95.98	96.56	96.84	96.96	96.91	96.61
	91.28	95.62	96.33	96.81	97.05	97.08	

**CEC Efficiency = 96.2%**



MAXIMUM CONTINUOUS OUTPUT POWER

Manufacturer:	SolaX Power Network Technology (Zhe jiang) (Maximum Continuous AC Output Power (W):	7600.5
Model :	A1-HYB-7.6K-G2, with BI	
Output Voltage (Vac):	240 Vac (BAT-Grid)	
Test Interval:	5 Minute	

Minute Interval	Date	Time	Input (Direct Current)			Output (Alternating Current)					
			Ambient Temp. (° C)	Heatsink Temp. (° C)	Voltage (V)	Current (A)	Power (W)	Voltage (V)	Current (A)	Frequency (Hz)	Power (W)
5	2021/11/12:03:21		41.007	61.13	359.492	21.9823	7858.5	242.069	31.498	60.004	7610.5
10	2021/11/12:08:21		40.836	61.019	359.506	21.9734	7855.6	242.074	31.481	60.004	7606.9
15	2021/11/12:13:21		41.029	61.173	359.448	21.9781	7856	242.085	31.485	60.003	7608.3
20	2021/11/12:18:21		40.943	61.019	359.484	21.9777	7856.7	242.094	31.485	60.004	7608.5
25	2021/11/12:23:21		40.921	61.169	359.491	21.9751	7855.9	242.093	31.49	60.003	7609.6
30	2021/11/12:28:21		40.885	61.059	359.458	21.9786	7856.4	242.104	31.502	60.003	7613
35	2021/11/12:33:21		40.984	61.001	359.424	21.9753	7854.5	242.088	31.472	60.003	7604.8
40	2021/11/12:38:21		40.892	61.184	359.462	21.9743	7855	242.096	31.49	60.003	7609.7
45	2021/11/12:43:21		40.967	61.092	359.43	21.9742	7854.2	242.094	31.473	60.003	7605.4
50	2021/11/12:48:21		41.12	61.049	359.41	21.9727	7853.3	242.083	31.454	60.003	7600.5
55	2021/11/12:53:21		40.962	61.099	359.383	21.9738	7853.1	242.076	31.484	60.004	7607.6
60	2021/11/12:58:21		40.859	61.121	359.425	21.975	7854.4	242.071	31.504	60.004	7612.3
65	2021/11/13:03:21		40.92	61.182	359.474	21.9717	7854.3	242.065	31.474	60.003	7604.9
70	2021/11/13:08:21		40.904	61.067	359.504	21.9692	7854.1	242.06	31.477	60.003	7605.2
75	2021/11/13:13:21		40.944	61.045	359.515	21.9724	7855.5	242.062	31.487	60.004	7607.9
80	2021/11/13:18:21		40.979	61.101	359.443	21.9752	7854.9	242.062	31.496	60.003	7609.8
85	2021/11/13:23:21		40.827	61.163	359.426	21.9698	7852.6	242.058	31.485	60.003	7607.5
90	2021/11/13:28:21		40.93	61.026	359.415	21.9724	7853.3	242.064	31.496	60.003	7610.1
95	2021/11/13:33:21		40.868	61.122	359.402	21.9707	7852.4	242.064	31.482	60.004	7606.6
100	2021/11/13:38:21		40.906	61.067	359.372	21.9725	7852.4	242.063	31.492	60.004	7609.5
105	2021/11/13:43:21		40.836	61.045	359.398	21.9725	7852.9	242.07	31.491	60.004	7608.7
110	2021/11/13:48:21		40.835	61.101	359.424	21.9753	7854.5	242.084	31.505	60.004	7612.9
115	2021/11/13:53:21		40.993	61.163	359.367	21.9719	7852	242.092	31.48	60.004	7607.1
120	2021/11/13:58:21		41.037	61.026	359.375	21.9761	7853.7	242.098	31.513	60.003	7614.9
125	2021/11/14:03:21		41.051	61.122	359.358	21.9749	7852.9	242.105	31.47	60.003	7605.2
130	2021/11/14:08:21		40.98	61.156	359.404	21.9691	7851.8	242.112	31.467	60.003	7604.7
135	2021/11/14:13:21		41.054	61.115	359.389	21.9738	7853.2	242.115	31.479	60.003	7607.8
140	2021/11/14:18:21		41.036	61.091	359.476	21.9736	7855	242.113	31.484	60.004	7608.7
145	2021/11/14:23:21		41.017	61.19	359.549	21.9694	7855.1	242.109	31.465	60.004	7604
150	2021/11/14:28:21		41.089	61.185	359.502	21.9762	7856.5	242.109	31.505	60.003	7613.6
155	2021/11/14:33:21		41.007	61.2	359.491	21.9717	7854.7	242.108	31.466	60.004	7604.2
160	2021/11/14:38:21		40.836	61.18	359.488	21.9726	7854.9	242.105	31.478	60.003	7606.7
165	2021/11/14:43:21		41.029	61.069	359.442	21.9746	7854.6	242.101	31.479	60.003	7607.2
170	2021/11/14:48:21		40.943	61.12	359.395	21.9727	7852.9	242.084	31.48	60.003	7606.9
175	2021/11/14:53:21		40.921	61.098	359.408	21.9749	7854	242.077	31.488	60.004	7608.7
180	2021/11/14:58:21		40.885	61.019	359.419	21.9721	7853.2	242.08	31.476	60.003	7606



**Enter All Data on the Maximum Cont Power and Efficiency Data Worksheets First**

**Manufacturer**

**Name:** SolaX Power Network Technology (Zhe jiang) Co., Ltd.

**Model Number:** A1-HYB-7.6K-G2, with BI

**Output Voltage**  
**(Vac)** 240 Vac (BAT-Grid)

**Maximum Continuous Output Power:** 7.601 kW

**Night Tare Loss:** 1.2 W

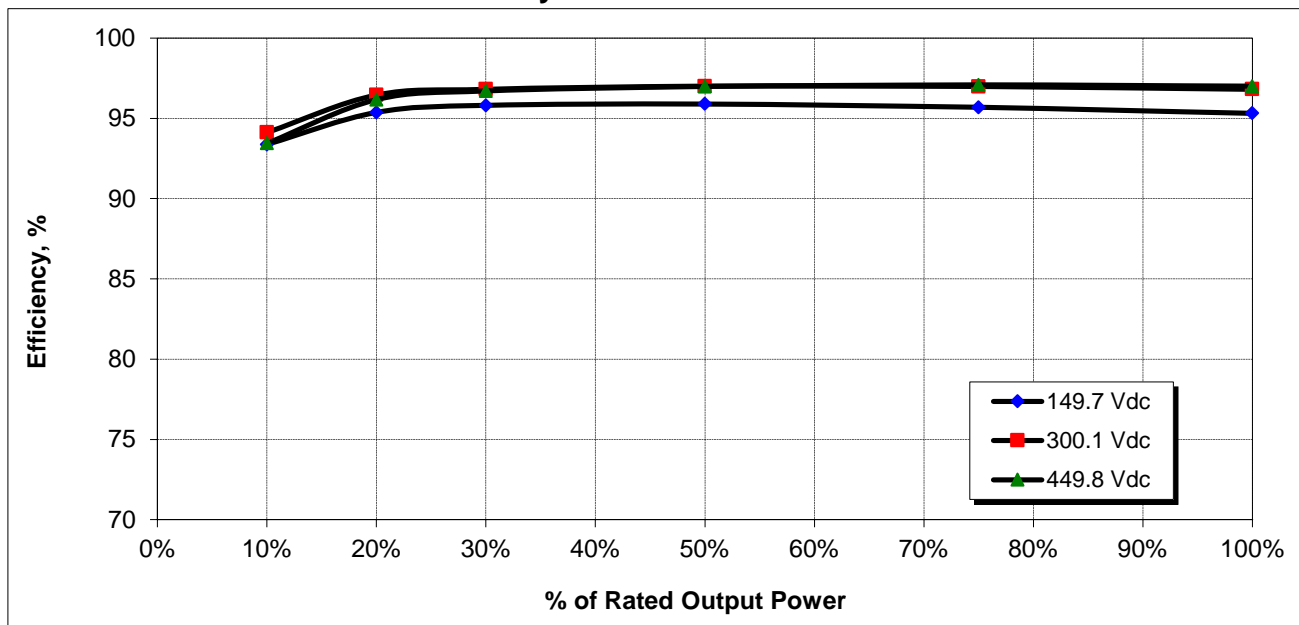
**Vmin:** 149.7 Vdc

**Vnom:** 300.1 Vdc

**Vmax:** 449.8 Vdc

Input Voltage (Vdc)	Power Level (%; kW)						Wtd
	10%	20%	30%	50%	75%	100%	
Vmin 149.7	0.760	1.520	2.280	3.800	5.700	7.601	95.62
Vnom 300.1	93.37	95.37	95.81	95.90	95.69	95.32	96.82
Vmax 449.8	94.12	96.45	96.81	97.01	96.99	96.81	96.82
	93.44	96.17	96.71	96.98	97.08	97.01	96.82

**CEC Efficiency = 96.4%**



MAXIMUM CONTINUOUS OUTPUT POWER

Manufacturer:	SolaX Power Network Technology (Zhe jiang) (Maximum Continuous AC Output Power (W):	3809.6
Model :	A1-AC-3.8K-G2, with BI	
Output Voltage (Vac):	240 Vac (BAT-Grid)	
Test Interval:	5 Minute	

Minute Interval	Date	Time	Input (Direct Current)			Output (Alternating Current)					
			Ambient Temp. (° C)	Heatsink Temp. (° C)	Voltage (V)	Current (A)	Power (W)	Voltage (V)	Current (A)	Frequency (Hz)	Power (W)
5	2021/11/21:11:16		40.827	42.808	353.112	11.1223	3927.4	241.414	15.863	60.003	3812
10	2021/11/21:16:16		40.847	42.706	353.045	11.1202	3925.9	241.42	15.881	60.004	3816.7
15	2021/11/21:21:16		40.763	42.905	353.062	11.1232	3927.2	241.421	15.886	60.003	3817.9
20	2021/11/21:26:16		40.825	42.699	353.027	11.1199	3925.6	241.428	15.865	60.003	3812.9
25	2021/11/21:31:16		40.916	42.709	353	11.1228	3926.3	241.439	15.861	60.003	3811.9
30	2021/11/21:36:16		40.907	42.704	352.983	11.1203	3925.3	241.443	15.869	60.003	3814.2
35	2021/11/21:41:16		40.829	42.735	352.992	11.1216	3925.8	241.449	15.885	60.003	3817.9
40	2021/11/21:46:16		40.898	42.78	352.952	11.1192	3924.5	241.442	15.869	60.003	3813.8
45	2021/11/21:51:16		40.883	42.684	352.899	11.1207	3924.5	241.435	15.87	60.003	3813.9
50	2021/11/21:56:16		40.87	42.753	352.951	11.119	3924.5	241.434	15.856	60.003	3810.6
55	2021/11/22:01:16		40.793	42.838	352.935	11.1208	3924.9	241.43	15.876	60.003	3815.6
60	2021/11/22:06:16		40.654	43	352.929	11.1226	3925.5	241.421	15.87	60.003	3814.4
65	2021/11/22:11:16		40.719	42.884	352.937	11.1193	3924.4	241.415	15.854	60.003	3809.9
70	2021/11/22:16:16		40.788	42.833	352.973	11.1238	3926.4	241.4	15.877	60.003	3815.3
75	2021/11/22:21:16		40.806	42.91	352.981	11.1192	3924.9	241.396	15.858	60.003	3810.8
80	2021/11/22:26:16		40.804	42.835	353.058	11.1227	3927	241.398	15.854	60.003	3809.7
85	2021/11/22:31:16		40.796	42.928	353.064	11.1249	3927.8	241.39	15.881	60.003	3815.9
90	2021/11/22:36:16		40.753	42.933	353.121	11.1202	3926.8	241.392	15.867	60.003	3812.6
95	2021/11/22:41:16		40.635	42.973	353.103	11.1206	3926.7	241.393	15.877	60.003	3815.4
100	2021/11/22:46:16		40.612	42.969	353.063	11.1222	3926.8	241.401	15.881	60.003	3816.4
105	2021/11/22:51:16		40.959	42.73	353.007	11.1201	3925.5	241.402	15.871	60.003	3814
110	2021/11/22:56:16		40.865	42.71	353.041	11.1211	3926.2	241.406	15.874	60.003	3815
115	2021/11/23:01:16		40.662	42.908	352.979	11.1197	3925	241.41	15.852	60.003	3809.8
120	2021/11/23:06:16		40.754	42.913	353.017	11.1215	3926.1	241.417	15.881	60.003	3816.4
125	2021/11/23:11:16		40.815	42.777	352.99	11.1233	3926.4	241.422	15.869	60.004	3813.6
130	2021/11/23:16:16		40.683	42.85	352.972	11.1208	3925.3	241.428	15.871	60.003	3814.3
135	2021/11/23:21:16		40.72	42.724	352.972	11.1217	3925.6	241.432	15.863	60.003	3812.3
140	2021/11/23:26:16		40.728	42.86	352.966	11.121	3925.3	241.433	15.868	60.003	3813.7
145	2021/11/23:31:16		40.805	42.688	352.956	11.1164	3923.6	241.434	15.85	60.003	3809.6
150	2021/11/23:36:16		40.697	42.757	352.92	11.1235	3925.7	241.428	15.873	60.003	3815
155	2021/11/23:41:16		40.823	42.737	352.964	11.1203	3925.1	241.418	15.865	60.003	3813
160	2021/11/23:46:16		40.841	42.711	352.883	11.1208	3924.3	241.421	15.869	60.003	3813.8
165	2021/11/23:51:16		40.792	42.752	352.969	11.12	3925	241.408	15.869	60.003	3813.5
170	2021/11/23:56:16		40.749	42.683	353.03	11.1179	3925	241.398	15.856	60.003	3810
175	2021/11/0:01:16		40.857	42.655	353.083	11.1196	3926.1	241.396	15.873	60.003	3814.5
180	2021/11/0:06:16		40.854	42.702	353.137	11.1226	3927.8	241.39	15.876	60.003	3815





**Enter All Data on the Maximum Cont Power and Efficiency Data Worksheets First**

**Manufacturer**

**Name:** SolaX Power Network Technology (Zhe jiang) Co., Ltd.

**Model Number:** A1-AC-3.8K-G2, with BI

**Output Voltage**  
**(Vac)** 240 Vac (BAT-Grid)

**Maximum Continuous Output Power:** 3.810 kW

**Night Tare Loss:** 1.2 W

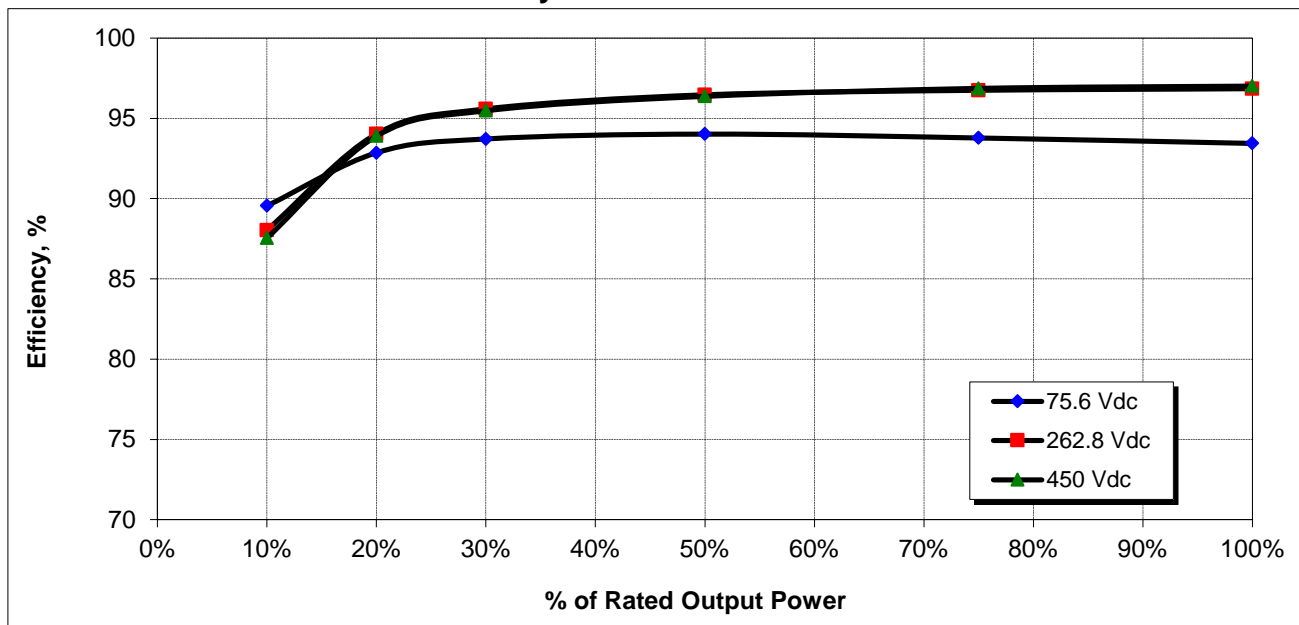
**Vmin:** 75.6 Vdc

**Vnom:** 262.8 Vdc

**Vmax:** 450 Vdc

Input Voltage (Vdc)	Power Level (%; kW)						Wtd
	10%	20%	30%	50%	75%	100%	
Vmin 75.6	0.381	0.762	1.143	1.905	2.857	3.810	93.59
Vnom 262.8	89.55	92.86	93.72	94.02	93.78	93.44	96.07
Vmax 450	88.03	94.03	95.59	96.46	96.75	96.85	96.08
	87.54	93.90	95.48	96.38	96.86	97.01	96.08

**CEC Efficiency = 95.2%**



MAXIMUM CONTINUOUS OUTPUT POWER

Manufacturer:	SolaX Power Network Technology (Zhe jiang) (Maximum Continuous AC Output Power (W):	5030
Model :	A1-AC-5.0K-G2, with BI	
Output Voltage (Vac):	240 Vac (BAT-Grid)	
Test Interval:	5 Minute	

Minute Interval	Date	Time	Ambient Heatsink Temp. (° C)		Input (Direct Current)			Output (Alternating Current)			
			Temp. (° C)	Temp. (° C)	Voltage (V)	Current (A)	Power (W)	Voltage (V)	Current (A)	Frequency (Hz)	Power (W)
5	2021/11/18:04:07		41.005	53.413	357.73	14.4958	5185.6	241.637	20.893	60.003	5033.4
10	2021/11/18:09:07		41.001	53.293	357.718	14.4922	5184.1	241.644	20.879	60.004	5030
15	2021/11/18:14:07		40.992	53.031	357.765	14.4946	5185.7	241.645	20.896	60.003	5034.2
20	2021/11/18:19:07		41.003	53.439	357.872	14.494	5187	241.664	20.923	60.004	5041.2
25	2021/11/18:24:07		41.058	53.693	357.869	14.4938	5186.9	241.661	20.908	60.003	5037.5
30	2021/11/18:29:07		41.03	53.49	357.89	14.4938	5187.2	241.67	20.901	60.003	5035.9
35	2021/11/18:34:07		41.047	53.003	357.918	14.4954	5188.2	241.663	20.918	60.003	5039.9
40	2021/11/18:39:07		40.937	52.932	357.872	14.4941	5187	241.663	20.92	60.004	5040.2
45	2021/11/18:44:07		40.99	53.587	357.836	14.4976	5187.8	241.66	20.923	60.003	5041
50	2021/11/18:49:07		40.977	53.852	357.825	14.4947	5186.6	241.651	20.919	60.003	5039.9
55	2021/11/18:54:07		40.998	53.585	357.823	14.4945	5186.5	241.648	20.92	60.003	5039.9
60	2021/11/18:59:07		40.975	53.743	357.823	14.495	5186.6	241.634	20.909	60.003	5037.5
65	2021/11/19:04:07		40.998	53.323	357.839	14.4995	5188.5	241.637	20.913	60.003	5038.3
70	2021/11/19:09:07		40.846	53.443	357.767	14.4914	5184.5	241.628	20.892	60.003	5033.2
75	2021/11/19:14:07		40.849	53.467	357.835	14.4966	5187.4	241.624	20.932	60.003	5042.5
80	2021/11/19:19:07		40.782	53.484	357.823	14.4921	5185.6	241.612	20.913	60.003	5037.7
85	2021/11/19:24:07		40.779	53.955	357.785	14.4909	5184.6	241.61	20.885	60.004	5030.7
90	2021/11/19:29:07		40.879	53.537	357.795	14.4943	5186	241.619	20.904	60.003	5035.5
95	2021/11/19:34:07		40.759	53.435	357.722	14.4969	5185.9	241.622	20.906	60.004	5036.1
100	2021/11/19:39:07		40.795	53.71	357.759	14.4973	5186.5	241.613	20.901	60.004	5034.7
105	2021/11/19:44:07		40.818	53.894	357.799	14.4952	5186.4	241.63	20.905	60.004	5036.1
110	2021/11/19:49:07		40.998	53.927	357.919	14.4988	5189.4	241.637	20.926	60.004	5041.1
115	2021/11/19:54:07		40.841	53.827	357.913	14.4961	5188.3	241.649	20.909	60.003	5037.3
120	2021/11/19:59:07		40.838	53.81	357.972	14.4973	5189.6	241.644	20.933	60.003	5043
125	2021/11/20:04:07		41.059	52.849	357.898	14.4984	5188.9	241.652	20.926	60.003	5041.5
130	2021/11/20:09:07		40.998	53.557	357.926	14.4986	5189.4	241.663	20.915	60.003	5039.2
135	2021/11/20:14:07		40.915	53.295	357.869	14.4921	5186.3	241.66	20.88	60.003	5030.6
140	2021/11/20:19:07		40.928	53.644	357.888	14.4963	5188.1	241.664	20.918	60.004	5039.8
145	2021/11/20:24:07		40.993	53.422	357.846	14.4962	5187.4	241.663	20.939	60.004	5045.1
150	2021/11/20:29:07		40.967	52.989	357.848	14.4959	5187.3	241.655	20.904	60.004	5036.5
155	2021/11/20:34:07		40.949	53.213	357.813	14.496	5186.9	241.647	20.912	60.004	5038.2
160	2021/11/20:39:07		40.969	53.066	357.815	14.494	5186.2	241.646	20.918	60.003	5039.7
165	2021/11/20:44:07		41.003	53.761	357.841	14.4975	5187.8	241.639	20.92	60.003	5039.8
170	2021/11/20:49:07		41	53.425	357.789	14.4976	5187.1	241.619	20.903	60.003	5035.3
175	2021/11/20:54:07		41.036	53.649	357.823	14.5017	5189	241.618	20.928	60.003	5041.1
180	2021/11/20:59:07		40.99	53.83	357.798	14.4963	5186.7	241.617	20.929	60.003	5041.5



**Enter All Data on the Maximum Cont Power and Efficiency Data Worksheets First**

**Manufacturer**

**Name:** SolaX Power Network Technology (Zhe jiang) Co., Ltd.

**Model Number:** A1-AC-5.0K-G2, with BI

**Output Voltage**  
**(Vac)** 240 Vac (BAT-Grid)

**Maximum Continuous Output Power:** 5.030 kW

**Night Tare Loss:** 1.2 W

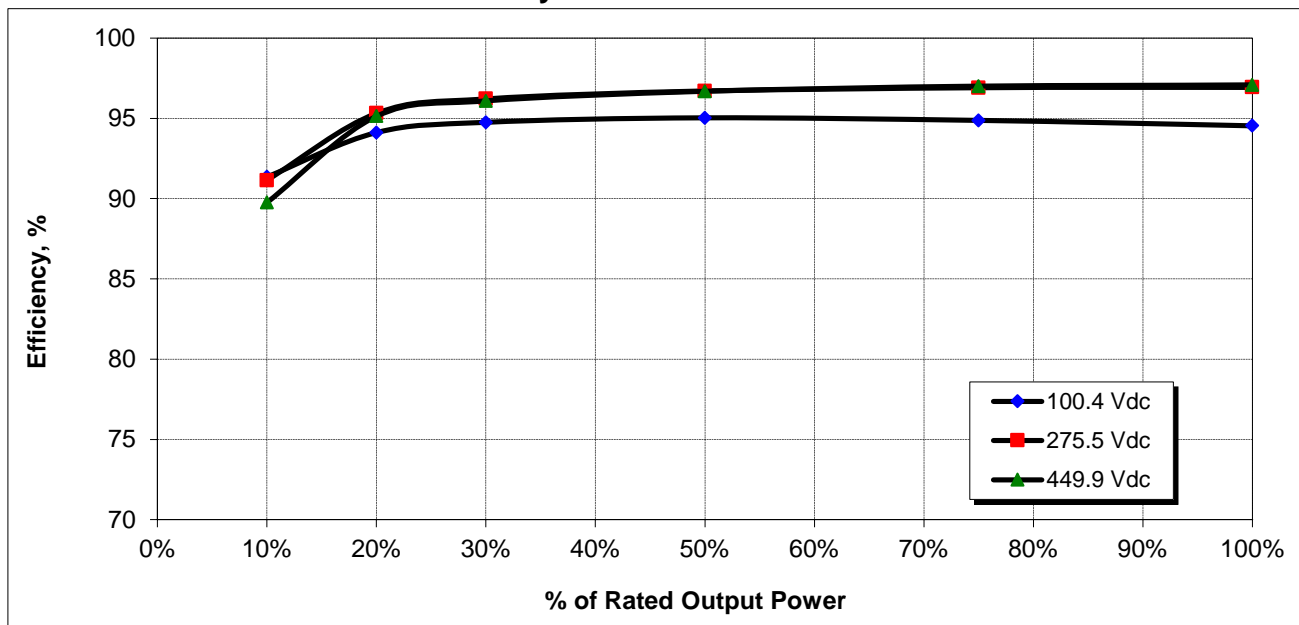
**Vmin:** 100.4 Vdc

**Vnom:** 275.5 Vdc

**Vmax:** 449.9 Vdc

		Power Level (%; kW)						Wtd
		10%	20%	30%	50%	75%	100%	
Input Voltage (Vdc)		0.503	1.006	1.509	2.515	3.773	5.030	
Vmin	100.4	91.35	94.12	94.75	95.03	94.87	94.54	94.69
Vnom	275.5	91.14	95.32	96.21	96.70	96.90	96.93	96.47
Vmax	449.9	89.75	95.14	96.09	96.68	97.01	97.08	96.45

**CEC Efficiency = 95.9%**



MAXIMUM CONTINUOUS OUTPUT POWER

Manufacturer:	Sol aX Power Network Technology (Zhe jiang) (Maximum Continuous AC Output Power (W): 6034.9	
Model :	A1-AC-6.0K-G2, with BI	
Output Voltage (Vac):	240 Vac (BAT-Grid)	
Test Interval:	5 Minute	

Minute Interval	Date	Time	Input (Direct Current)			Output (Alternating Current)					
			Ambient Temp. (° C)	Heatsink Temp. (° C)	Voltage (V)	Current (A)	Power (W)	Voltage (V)	Current (A)	Frequency (Hz)	Power (W)
5	2021/11/15:00:25		40.772	56.055	359.665	17.4015	6223.9	241.861	25.037	60.004	6041.3
10	2021/11/15:05:25		40.782	56.18	359.601	17.3969	6221.1	241.862	25.014	60.003	6035.5
15	2021/11/15:10:25		40.858	56.105	359.612	17.4002	6222.5	241.863	25.042	60.004	6042.3
20	2021/11/15:15:25		40.679	56.357	359.575	17.4033	6223	241.861	25.041	60.003	6042.1
25	2021/11/15:20:25		40.684	56.022	359.54	17.405	6223	241.854	25.053	60.003	6044.5
30	2021/11/15:25:25		40.777	56.483	359.566	17.4015	6222.2	241.853	25.016	60.004	6035.7
35	2021/11/15:30:25		40.907	56.437	359.532	17.4013	6221.5	241.849	25.028	60.003	6038.4
40	2021/11/15:35:25		41.001	56.473	359.532	17.4038	6222.4	241.838	25.043	60.003	6041.8
45	2021/11/15:40:25		40.908	56.436	359.517	17.4068	6223.2	241.833	25.044	60.003	6042.3
50	2021/11/15:45:25		40.891	56.24	359.608	17.3999	6222.3	241.828	25.022	60.004	6036.7
55	2021/11/15:50:25		40.823	56.056	359.652	17.4029	6224.2	241.818	25.049	60.003	6042.8
60	2021/11/15:55:25		41.002	56.029	359.71	17.4015	6224.7	241.816	25.053	60.003	6043.4
65	2021/11/16:00:25		41.026	56.273	359.7	17.4006	6224.2	241.814	25.046	60.003	6041.9
70	2021/11/16:05:25		41.119	56.278	359.65	17.3984	6222.5	241.809	25.036	60.004	6039.4
75	2021/11/16:10:25		41.088	56.477	359.638	17.4005	6223.1	241.802	25.041	60.003	6040.5
80	2021/11/16:15:25		41.071	56.225	359.599	17.4043	6223.8	241.809	25.048	60.004	6042.4
85	2021/11/16:20:25		41.13	56.449	359.604	17.3993	6222.1	241.809	25.041	60.004	6040.7
90	2021/11/16:25:25		41.165	56.334	359.577	17.3991	6221.5	241.816	25.025	60.003	6037.1
95	2021/11/16:30:25		40.922	56.296	359.536	17.4038	6222.5	241.832	25.044	60.003	6042.1
100	2021/11/16:35:25		40.968	56.286	359.567	17.4012	6222.1	241.842	25.038	60.003	6040.7
105	2021/11/16:40:25		41.029	56.174	359.584	17.3997	6221.9	241.853	25.043	60.003	6042.3
110	2021/11/16:45:25		40.908	56.149	359.576	17.4017	6222.4	241.851	25.015	60.004	6035
115	2021/11/16:50:25		40.98	56.157	359.536	17.4004	6221.3	241.862	25.014	60.003	6035.1
120	2021/11/16:55:25		40.99	56.499	359.557	17.4003	6221.6	241.865	25.02	60.004	6036.9
125	2021/11/17:00:25		40.93	56.042	359.678	17.4012	6224	241.865	25.034	60.004	6040.5
130	2021/11/17:05:25		41.024	56.113	359.693	17.3988	6223.4	241.869	25.021	60.003	6037.4
135	2021/11/17:10:25		40.817	56.305	359.766	17.3988	6224.7	241.87	25.033	60.003	6040.4
140	2021/11/17:15:25		40.868	56.326	359.71	17.3956	6222.6	241.857	25.013	60.003	6034.9
145	2021/11/17:20:25		40.871	56.483	359.668	17.3957	6221.9	241.851	25.026	60.004	6037.9
150	2021/11/17:25:25		40.727	56.235	359.657	17.3953	6221.6	241.85	25.022	60.004	6036.9
155	2021/11/17:30:25		40.954	56.323	359.643	17.397	6221.9	241.848	25.023	60.003	6037.1
160	2021/11/17:35:25		40.752	56.188	359.688	17.399	6223.4	241.839	25.029	60.004	6038.5
165	2021/11/17:40:25		40.838	56.331	359.614	17.3987	6222	241.828	25.028	60.003	6038.1
170	2021/11/17:45:25		40.72	56.482	359.654	17.4055	6225.1	241.825	25.049	60.003	6043
175	2021/11/17:50:25		40.83	56.036	359.679	17.3998	6223.5	241.82	25.03	60.004	6038.3
180	2021/11/17:55:25		40.746	56.235	359.675	17.4033	6224.7	241.816	25.042	60.004	6041



**Enter All Data on the Maximum Cont Power and Efficiency Data Worksheets First**

**Manufacturer**

**Name:** SolaX Power Network Technology (Zhe jiang) Co., Ltd.

**Model Number:** A1-AC-6.0K-G2, with BI

**Output Voltage (Vac)** 240 Vac (BAT-Grid)

**Maximum Continuous Output Power:** 6.035 kW

**Night Tare Loss:** 1.2 W

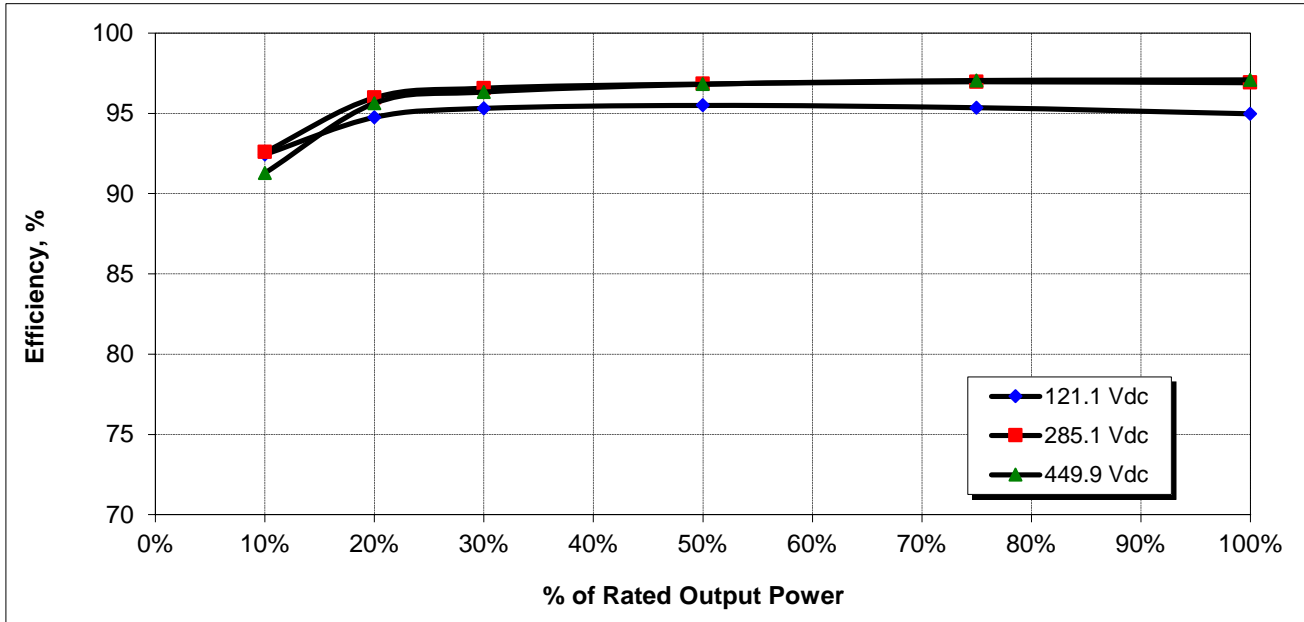
**Vmin:** 121.1 Vdc

**Vnom:** 285.1 Vdc

**Vmax:** 449.9 Vdc

Input Voltage (Vdc)	Power Level (%; kW)						Wtd
	10%	20%	30%	50%	75%	100%	
Vmin 121.1	0.603	1.207	1.810	3.017	4.526	6.035	95.21
Vnom 285.1	92.44	94.75	95.31	95.50	95.35	94.97	96.66
Vmax 449.9	92.58	95.98	96.56	96.84	96.96	96.91	96.61
	91.28	95.62	96.33	96.81	97.05	97.08	

**CEC Efficiency = 96.2%**





MAXIMUM CONTINUOUS OUTPUT POWER

Manufacturer:	SolaX Power Network Technology (Zhe jiang) (Maximum Continuous AC Output Power (W):	7600.5
Model :	A1-AC-7.6K-G2, with BI	
Output Voltage (Vac):	240 Vac (BAT-Grid)	
Test Interval:	5 Minute	

Minute Interval	Date	Time	Input (Direct Current)			Output (Alternating Current)					
			Ambient Temp. (° C)	Heatsink Temp. (° C)	Voltage (V)	Current (A)	Power (W)	Voltage (V)	Current (A)	Frequency (Hz)	Power (W)
5	2021/11/12:03:21		41.007	61.13	359.492	21.9823	7858.5	242.069	31.498	60.004	7610.5
10	2021/11/12:08:21		40.836	61.019	359.506	21.9734	7855.6	242.074	31.481	60.004	7606.9
15	2021/11/12:13:21		41.029	61.173	359.448	21.9781	7856	242.085	31.485	60.003	7608.3
20	2021/11/12:18:21		40.943	61.019	359.484	21.9777	7856.7	242.094	31.485	60.004	7608.5
25	2021/11/12:23:21		40.921	61.169	359.491	21.9751	7855.9	242.093	31.49	60.003	7609.6
30	2021/11/12:28:21		40.885	61.059	359.458	21.9786	7856.4	242.104	31.502	60.003	7613
35	2021/11/12:33:21		40.984	61.001	359.424	21.9753	7854.5	242.088	31.472	60.003	7604.8
40	2021/11/12:38:21		40.892	61.184	359.462	21.9743	7855	242.096	31.49	60.003	7609.7
45	2021/11/12:43:21		40.967	61.092	359.43	21.9742	7854.2	242.094	31.473	60.003	7605.4
50	2021/11/12:48:21		41.12	61.049	359.41	21.9727	7853.3	242.083	31.454	60.003	7600.5
55	2021/11/12:53:21		40.962	61.099	359.383	21.9738	7853.1	242.076	31.484	60.004	7607.6
60	2021/11/12:58:21		40.859	61.121	359.425	21.975	7854.4	242.071	31.504	60.004	7612.3
65	2021/11/13:03:21		40.92	61.182	359.474	21.9717	7854.3	242.065	31.474	60.003	7604.9
70	2021/11/13:08:21		40.904	61.067	359.504	21.9692	7854.1	242.06	31.477	60.003	7605.2
75	2021/11/13:13:21		40.944	61.045	359.515	21.9724	7855.5	242.062	31.487	60.004	7607.9
80	2021/11/13:18:21		40.979	61.101	359.443	21.9752	7854.9	242.062	31.496	60.003	7609.8
85	2021/11/13:23:21		40.827	61.163	359.426	21.9698	7852.6	242.058	31.485	60.003	7607.5
90	2021/11/13:28:21		40.93	61.026	359.415	21.9724	7853.3	242.064	31.496	60.003	7610.1
95	2021/11/13:33:21		40.868	61.122	359.402	21.9707	7852.4	242.064	31.482	60.004	7606.6
100	2021/11/13:38:21		40.906	61.067	359.372	21.9725	7852.4	242.063	31.492	60.004	7609.5
105	2021/11/13:43:21		40.836	61.045	359.398	21.9725	7852.9	242.07	31.491	60.004	7608.7
110	2021/11/13:48:21		40.835	61.101	359.424	21.9753	7854.5	242.084	31.505	60.004	7612.9
115	2021/11/13:53:21		40.993	61.163	359.367	21.9719	7852	242.092	31.48	60.004	7607.1
120	2021/11/13:58:21		41.037	61.026	359.375	21.9761	7853.7	242.098	31.513	60.003	7614.9
125	2021/11/14:03:21		41.051	61.122	359.358	21.9749	7852.9	242.105	31.47	60.003	7605.2
130	2021/11/14:08:21		40.98	61.156	359.404	21.9691	7851.8	242.112	31.467	60.003	7604.7
135	2021/11/14:13:21		41.054	61.115	359.389	21.9738	7853.2	242.115	31.479	60.003	7607.8
140	2021/11/14:18:21		41.036	61.091	359.476	21.9736	7855	242.113	31.484	60.004	7608.7
145	2021/11/14:23:21		41.017	61.19	359.549	21.9694	7855.1	242.109	31.465	60.004	7604
150	2021/11/14:28:21		41.089	61.185	359.502	21.9762	7856.5	242.109	31.505	60.003	7613.6
155	2021/11/14:33:21		41.007	61.2	359.491	21.9717	7854.7	242.108	31.466	60.004	7604.2
160	2021/11/14:38:21		40.836	61.18	359.488	21.9726	7854.9	242.105	31.478	60.003	7606.7
165	2021/11/14:43:21		41.029	61.069	359.442	21.9746	7854.6	242.101	31.479	60.003	7607.2
170	2021/11/14:48:21		40.943	61.12	359.395	21.9727	7852.9	242.084	31.48	60.003	7606.9
175	2021/11/14:53:21		40.921	61.098	359.408	21.9749	7854	242.077	31.488	60.004	7608.7
180	2021/11/14:58:21		40.885	61.019	359.419	21.9721	7853.2	242.08	31.476	60.003	7606



**Enter All Data on the Maximum Cont Power and Efficiency Data Worksheets First**

**Manufacturer**

**Name:** SolaX Power Network Technology (Zhe jiang) Co., Ltd.

**Model Number:** A1-AC-7.6K-G2, with BI

**Output Voltage**  
**(Vac)** 240 Vac (BAT-Grid)

**Maximum Continuous Output Power:** 7.601 kW

**Night Tare Loss:** 1.2 W

**Vmin:** 149.7 Vdc

**Vnom:** 300.1 Vdc

**Vmax:** 449.8 Vdc

Input Voltage (Vdc)	Power Level (%; kW)						Wtd
	10%	20%	30%	50%	75%	100%	
Vmin 149.7	0.760	1.520	2.280	3.800	5.700	7.601	95.62
Vnom 300.1	93.37	95.37	95.81	95.90	95.69	95.32	96.82
Vmax 449.8	94.12	96.45	96.81	97.01	96.99	96.81	96.82
	93.44	96.17	96.71	96.98	97.08	97.01	96.82

**CEC Efficiency = 96.4%**

